


Safety interlocks

i200 Lock

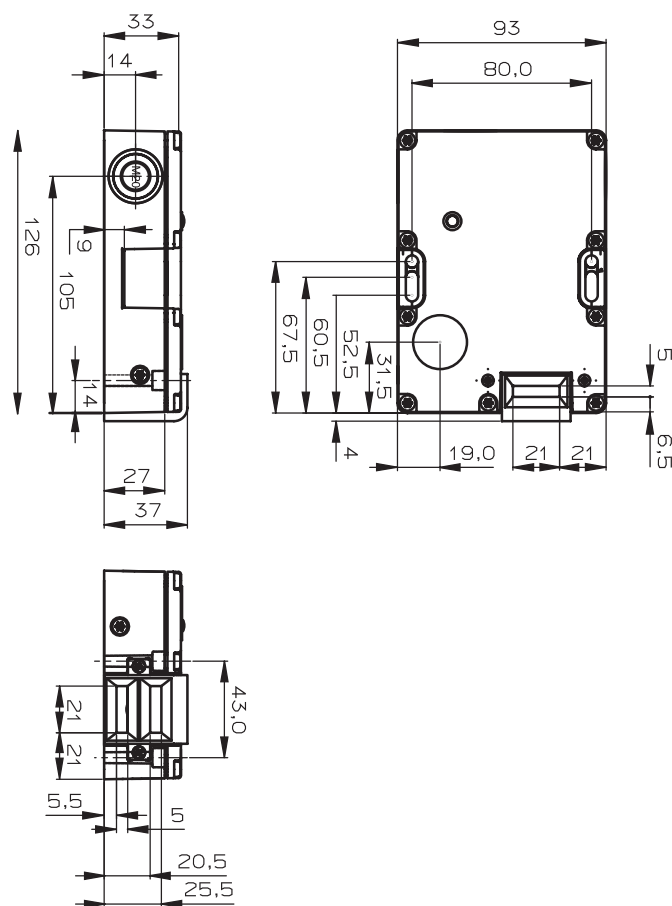


The i200 series safety interlocks with guard lock are designed to prevent the operator from opening the guard before the machine hazard motion has stopped. The i200 series has been designed with a mechanical lock that can be released by applying voltage to the electrical coil.

The high retention force (2000 N) and the availability of safety and alert contacts associated with the coil and the actuator, allow to it to distinguish a guard that has been released from one that has been released and opened.

Thanks to the fiberglass reinforced thermoplastic housing and to the stainless steel head, this safety interlock performs better than standard limit stops with locks made of metal. Due to the availability of 3-way insertion for the actuator and to the 180° head rotation capability, this interlock is suitable for a wide range of applications. A coil status LED indicator and the availability of 3-way auxiliary release allow the operator to program and view all the interlock operating conditions associated with the machine operating modes.

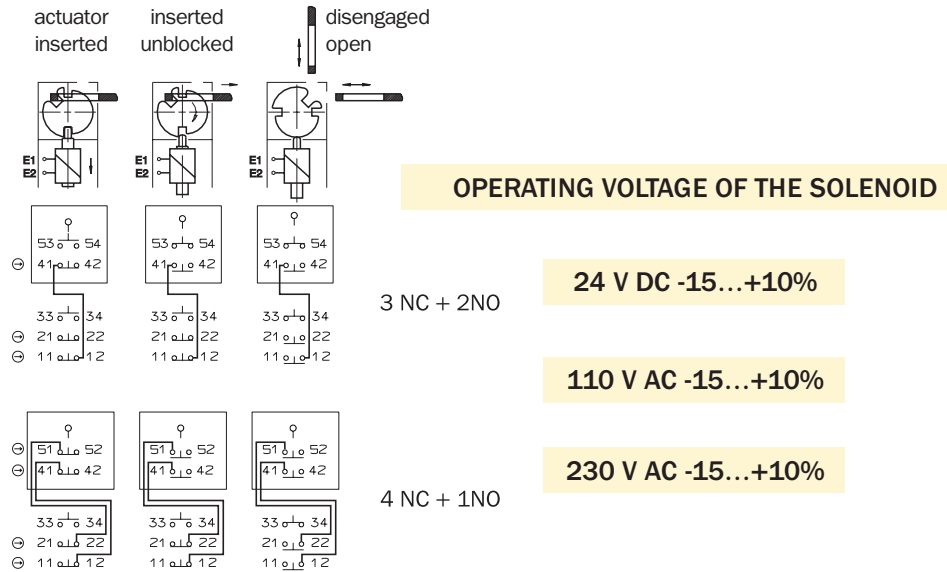
Drawings



Technical specifications

	i200 Lock
Housing material	glass-reinforced plastic
Environmental protection to IEC 60 529	IP 65
Mechanical service life	10 ⁶ switching operations
Ambient temperature	-20...60° C
Mounting position	optional
Connection type	3 X M 20
Approach speed (max.)	160 mm/s 160 mm (80 mm flexible actuator)
Retaining force in locked condition	1500 N (when using locating pins) 2000 N (for threaded M5 metal bolts)
Maximum force against which unlocking is possible	100 N
Contact elements positively guided NC/NO contacts	3/2 or 4/1
Rated insulation voltage	V _i = 250 V _≅
Utilization category to IEC 60 947-5-1	AC 15/AC: 2 A (250V), 5 A (100 V)
Switching power (max.)	250 V / 500 VA
Switching voltage (min.)	5 V
Switching current (min.) at 5 V DC	5 mA
Short-circuit protection	6 A (slow), positively guided
Solenoid operating voltage	24 V DC/AC, 110 V AC, 230 V AC
Power consumption, typical	7 W
LED	illuminated with solenoid is active
Weight	0.4 Kg
Certifications	CE, cULus, TÜV

Switching elements



LED

The safety device is able to open, the solenoid is activated.

Locking method

i 200 Lock M...: mechanically locked actuator, extractable by applying voltage.

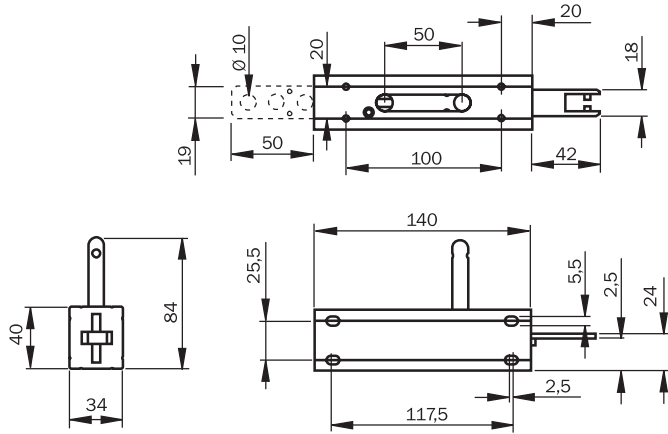
Product selection table

Model	Block type	Solenoid voltage			Contacts		Connection M20	Part number
		24 V DC	110 V AC	230 V AC	NC	NO		
i200 -	M	0			3	2	3	6 025 113
i200 -	M	0			4	1	3	6 025 115
i200 -	M		1		3	2	3	6 025 117
i200 -	M		1		4	1	3	6 025 119
i200 -	M			2	3	2	3	6 025 121
i200 -	M			2	4	1	3	6 025 123

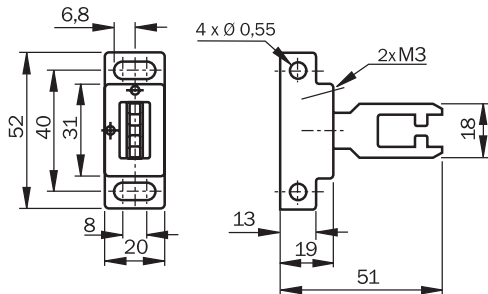
We recommend contacting Customer Service for product selection.

Accessories

Closing key iE200-B1
Part number 5 308 760



Actuator flexible iE200-F1
Part number 5 308 759



Actuator straight iE200-S1
Part number 5 308 758

