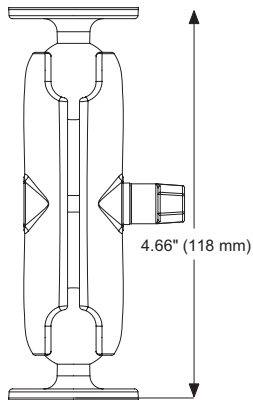
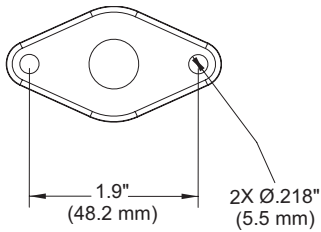


► Mounting Arm Kits

4-Inch Mounting Arm: 98-000048-01

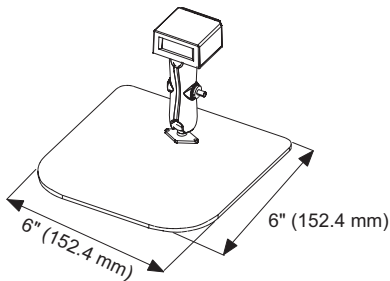


Base Mount
Mounting Pattern:

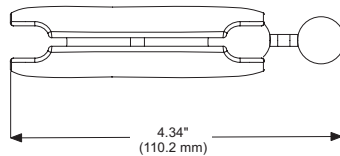


Mounting Arm Kit with
Base Plate: 98-000054

(scanner and arm are sold separately)

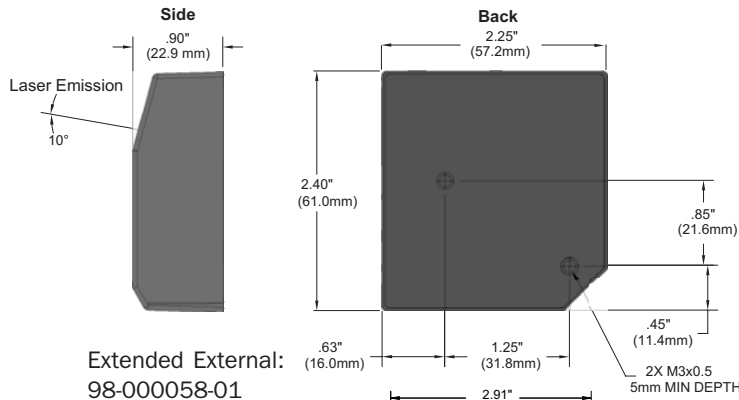


Extension Joints:
98-000053-01 (4-inch)

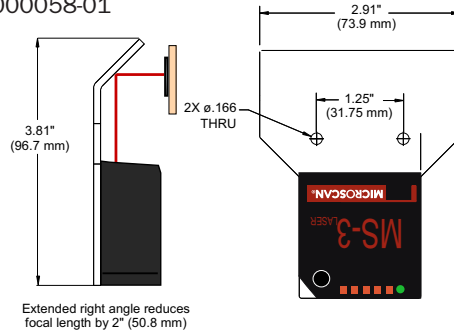


► Right Angle Options

Integral Case: (contact Microscan for FIS)

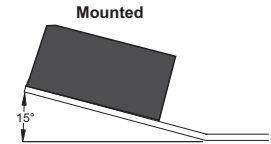


Extended External:
98-000058-01

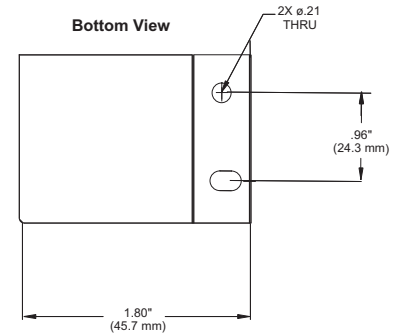


► Mounting Brackets

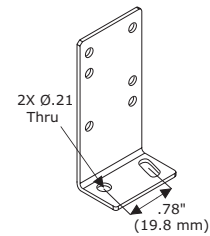
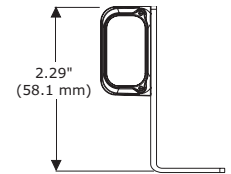
Angle Bracket: 98-000059-01



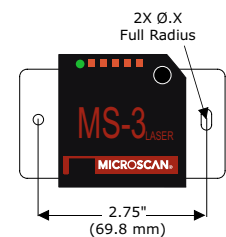
Bottom View



Side Bracket: 98-000060-01

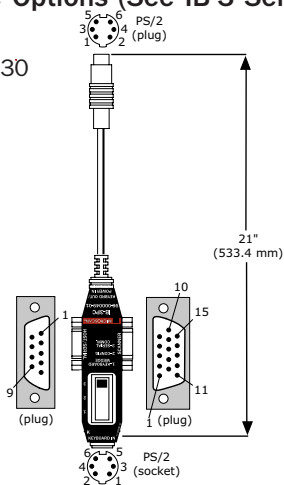


Thru-Hole Bracket: 98-000057-01

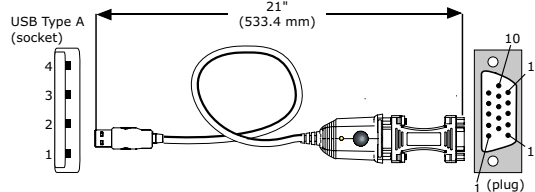


► Interface Options (See IB-3 Series Specification for more details)

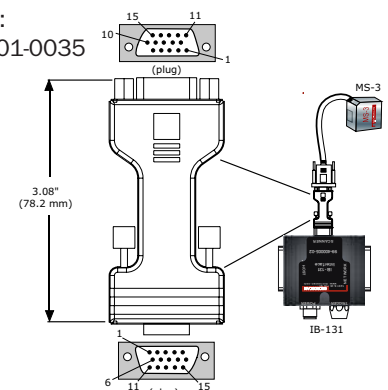
IB-3 PC:
FIS-001-0030



IC-3USB:
99-000051-01



IC-332:
FIS-0001-0035



MS-3 ACCESSORIES

MOUNTING/ACCESSORY OPTIONS

Accessory	Microscan Part Number	Description
Mounting Arm Kit	98-000048-01 (4"/ 101mm)	A highly adjustable mounting arm utilizing ball and socket connections. This allows the arm to be positioned in almost any direction.
Extension Joint Kit	98-000053-01 (4"/101mm)	Allows the mounting arm to be extended. Kits include extension joint and mounting arm.
Base Plate Kit	98-000054-01	Plate for desktop presentation, 6" by 6" (152.4 mm by 152.4 mm).
Side Mount Bracket	98-000060-01	Allows the MS-3 to be mounted at a 90° angle.
Angle Mount Bracket	98-000059-01	Allows the MS-3 to be mounted at a 15° angle.
Through-Hole Mount Bracket	98-000057-01	Allows the MS-3 to be mounted to a surface.
Right Angle Options Extended Right Angle Mirror	98-000058-01	Right angle mirror kit used for changing view direction 90°.
Integral Case	Contact Microscan for FIS No.	Integral case provides alternate side mounting, a right angle beam exit, and a nearer focal point which allows for wider scan at a closer distance.

CONFIGURATION OPTIONS

IB-3 PC Configuration IB-3 PC Interface	FIS-0001-0030	An interface device that operates in either keyboard wedge or serial interconnect mode.
Communications Cable	61-000010-01	DB-9 socket to DB-9 socket connector, 6' (1820 mm).
Power Supplies	97-100002-04 (US, 5 VDC, plug) 97-100002-05 (Euro, 5 VDC, plug)	Use with IB-3 PC Use with IB-3 PC
IC-3USB Configuration		
IC-3USB (USB Conversion Kit)	99-000051-01	Allows scanner to be compatible with USB 1.X protocol. Allows the MS-3 to draw 5 VDC from the USB connector, allows the system to function without an extra power supply. Virtual Com Port SW Driver.
IC-332 Configuration IC-332	FIS-0001-0035	Connects MS-3 to IB-131. Alters the pinout, converting voltage level to 10-28
IB-131	99-400005-02	Allows scanners to be connected in a daisy chain configuration. Requires 1 kit per scanner.
IB-131 Multidrop Trunk Cable	61-100030-02	Cable for connecting IB-131s, 10' (3048 mm).
Crossed Multidrop Cable	61-230004-10	Cable connects IB-131 to MS-5000, 10' (3048 mm).
Daisy Chain Cable	61-100029-02	For use in daisy chain set-up, connects IB-131s, 1' (304 mm).
Communications Cable	61-300026-01	DB-25 plug to DB-9 socket, 6' (1828 mm).
Power Supply	97-100004-05 (US, 24 VDC, plug) 97-100004-06 (Euro, 24 VDC, plug)	Use with IC-332/IB-131 Use with IC-332/IB-131
DeviceNet Protocol Box	20-500013-01	The DeviceNet Protocol Box functions as a serial gateway for converting the RS-232 signal into a DeviceNet protocol.
Object Detector	99-000017-01	Use with IC-332 and IB-131. Sensing distance is 1 to 4" (25 to 102 mm) visible light, terminated in a MicroChange connector.

DOCUMENTATION

ESPTM Software, User Manuals	37-00000-01	User Manuals and ESPTM software (1 copy free per order)
Support Agreements	COV-0003-NX	Extended support agreement

©2006 Microscan Systems. Specifications subject to change. REV 05- 2006-C

www.smallscanners.com



ISO 9001:2000
Certified QMS

MICROSCAN

1201 S.W. 7th Street | Renton, WA 98055 | 425.226.5700 | www.microscan.com | info@microscan.com