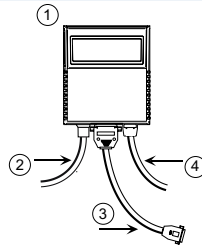




STAND ALONE

A single scanner is connected directly to the host. This is the basic set up for a single MS-860.



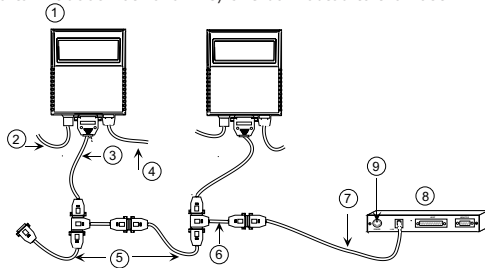
System Matrix

Product	Reference No.	Description
(1) MS-860	FIS-0860-000X	Scanner models
(2) Power Supply	97-100004-11 (110V) 97-100004-12 (220V)	60 watt, 3-pin microchange socket connector, 10.5' (3.2 m) length
(3) Comm Cable*	61-000034-01	9-pin socket to 25-pin socket, 6' (1.8 m)
(4) Object Detector	99-000017-01	Photo electric sensor
Mounting Arm/Adapter Kit	98-000016-01 98-000016-02	6" (152 mm) mounting kit 4" (102 mm) mounting kit
Mounting Plate	98-500006-01	For direct mount to flat surfaces
ESP™ Software & User Manual CD	37-000001-01	Windows configuration software & all digital user manuals
24-Hour Assurance	COV-0860-NX	24-hr guarantee for replacement scanner/1 yr. term

*If using another communications cable, make certain it does not have RTS/CTS connected to the host.

MULTIDROP

Up to 50 scanners can be connected in this set up linked to a concentrator or controller, such as the MS-5000. The concentrator sends data to the host.

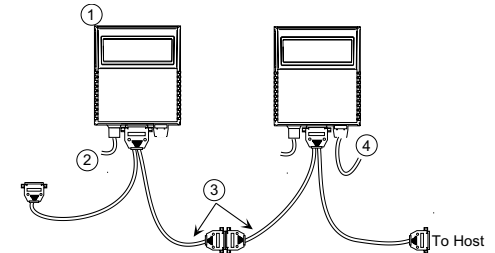


System Matrix

Product	Reference No.	Description
(1) MS-860	FIS-0860-000X	Scanner model: up to 50
(2) Power Supply	97-100004-11 (110V) 97-100004-12 (220V)	60 watt, 3-pin microchange socket connector, 10.5' (3.2 m) length
(3) MS-860 Drop Cable	61-300024-02	T-cable to MS-860 cable, 10' (3 m)
(4) Object Detector	99-000017-01	Photo electric sensor
(5) Trunk Cable	61-340002-10	1 per scanner pair, 10' (3 m)
(6) Connector T Cable	61-340004-02	1 per scanner pair, 10' (3 m)
(7) Concentrator to Connector T Cable	61-340001-10	Connects concentrator to T-cable junction, 10' (3 m)
(8) MS-5000	FIS-5000-000X	Concentrator
(9) MS-5000 Power Supply	97-100004-01 (110V) 97-100004-02 (220V)	Power supply for MS-5000
Mounting Arm/Adapter Kit	98-000016-01 98-000016-02	6" (152 mm) mounting kit 4" (102 mm) mounting kit
Mounting Plate	98-500006-01	For direct mount to flat surfaces
ESP™ Software & User Manual CD	37-000001-01	Windows configuration software & all digital user manuals
24-Hour Assurance	COV-0860-NX	24-hr guarantee for replacement scanner/1 yr. term

DAISY CHAIN

A master scanner is linked directly to the host. Slave scanners (up to 9) are linked in tandem. Data is sent from each scanner directly to the host.



System Matrix

Product	Reference No.	Description
(1) MS-860	FIS-0860-000X	Scanner model: up to 10
(2) Power Supply	97-100004-11 (110V) 97-100004-12 (220V)	60 watt, 3-pin microchange socket connector, 10.5' (3.2 m) length
(3) Daisy Chain Cable	61-130029-01	Connects MS-860s and IB-140s together in chain, 6' (1.8 m) cable
(4) Object Detector	99-000017-01	Photo electric sensor
Comm Cable*	61-300026-02	For master unit only
Mounting Arm/Adapter Kit	98-000016-01 98-000016-02	6" (152 mm) mounting kit 4" (102 mm) mounting kit
Mounting Plate	98-500006-01	For direct mount to flat surfaces
ESP™ Software & User Manual CD	37-000001-01	Windows configuration software & all digital user manuals
24-Hour Assurance	COV-0860-NX	24-hr guarantee for replacement scanner/1 yr. term

*If using another communications cable, make certain it does not have RTS/CTS connected to the host.



MS-860: EZ Industrial Bar Code Scanner

- **Read Range:** .5 to 42" (13 to 1067 mm)
- EZ push button setup
- **Intelligent raster:** allows the scanner to target specific bar codes
- Excels at reading multiple symbols, situated in different locations and distances
- A green flash LED projects from the front window visually confirming scanner performance
- Bar code programming