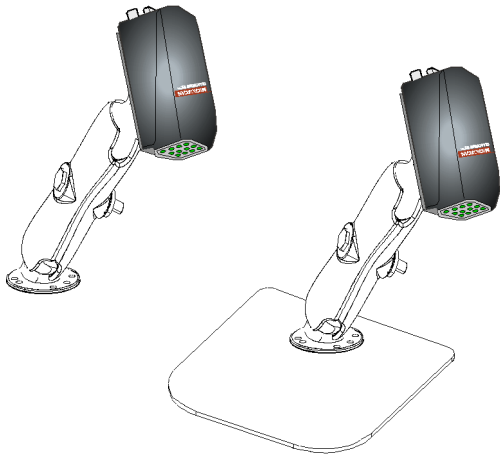


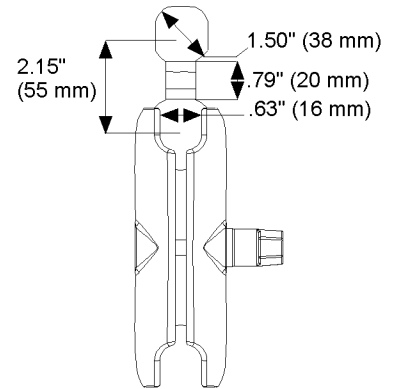
## ► Mounting Arm Kits

Mounting arm

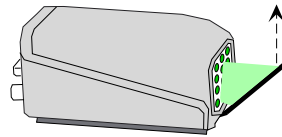
Mounting arm kit with base



## ► Extension Joint

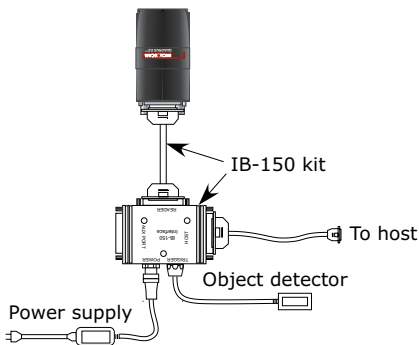


## ► Right Angle Mirror

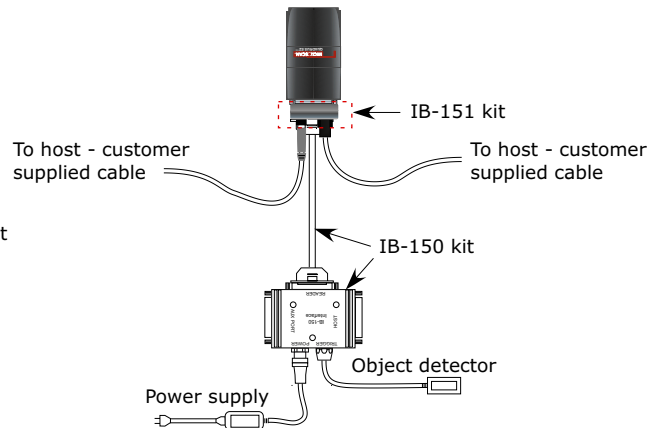


Note: decreases focal distance from reader by 2" (50 mm).

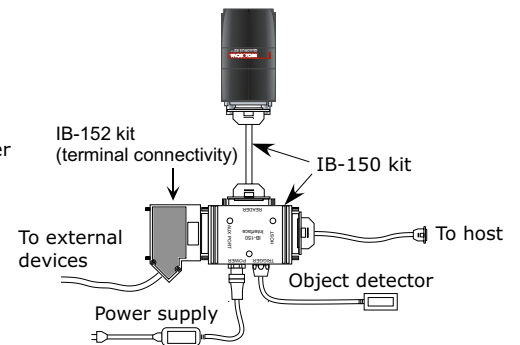
## ► IB-150 Interface Box



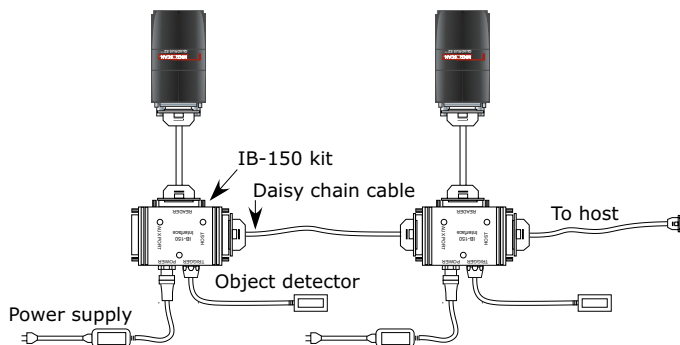
## ► IB-151 Interface, USB, Ethernet



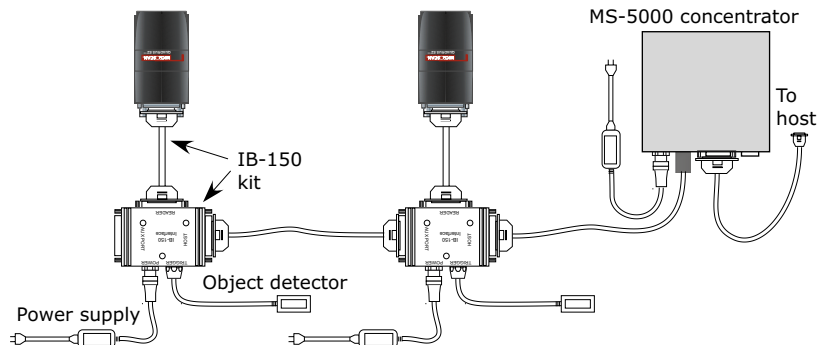
## ► IB-152 Terminal Box



## ► Daisy Chain



## ► Multidrop



## MOUNTING/ACCESSORY OPTIONS

Accessory	Microscan Part Number	Description
Mounting Arm Kit	98-000020-01 (6") 98-000020-02 (4")	A highly adjustable mounting arm utilizing ball and socket connections. This allows the arm to be positioned in almost any direction. Available in 6" (152 mm ) and 4"(102 mm).
Extension Joint Kit	98-000037-01 (6") 98-000037-02 (4")	Allows the mounting arm to be extended. Kits include extension joint and mounting arm.
Base Plate Kit	98-000046-01	Measures 12" by 12" (305 mm by 305 mm). Mounting screws are included with the arm.
Right Angle Mirror Kit	98-000036-01	Right angle mirror kit used for changing view direction 90°.

## IB-BOX, CABLE OPTIONS

Communications Cable	61-000034-01	Female 25-pin D-sub connector to female 9-pin D-sub connector, 6' (1820 mm), RS-232 serial connection cable.
IB-150 Kit	98-000040-01	Interface box and cable used to breakout power, trigger, and I/O.
IB-151 Kit	99-000009-01	Interface box for use with Ethernet and USB.
IB-152 Kit	98-000039-01	Interface box for terminal wiring, plugs directly into IB-150.
Video Output Cable	61-000033-01	Cable for video output.
Daisy Chain Cable	61-100029-01	Allows readers to be connected in a daisy chain configuration. Requires 1 cable per reader, 1 foot length.
Multidrop Trunk Cable	61-100030-02	10' cable for connecting IB-150.
DeviceNet Protocol Box; cable	20-500013-01; 61-330006-01	DeviceNet Protocol box and reader cable.
Keyboard Wedge Options	FIS-0001-0025	Includes wedge and reader to wedge cable.
Wedge to key board cable	20-570006-34; 35	-34 is for IBM PS2 keyboards, -35 is for IBM XT AT keyboards.

## POWER & SENSOR OPTIONS

Power Supply	97-100004-11 (US, terminated) 97-100004-12 (Euro, terminated)	Universal input power supply, 24 Volt DC, 50 watt, table top power supply.
Object Detector	99-440002-03	Sensing distance is 1 to 4" (25 to 102 mm) visible light, terminated in a MicroChange connector.

## DOCUMENTATION

ESP™ Software, User Manuals	37-00000-01	User Manuals and ESP™ software (1 copy free per order).
Hard Copy Manual	83-006700	Hard copy of the Quadrus EZ™ user manual.
Support Agreements	COV-6700-NX	Extended support agreement.
Configuration Sheet	83-210017	Documents standard, multidrop, daisy chain and ethernet/USB.

www.quadrus-ez.com