

SENSORS



PRODUCT GUIDE

Photoelectric sensors for detection, safety, measurement and inspection

DATALOGIC AUTOMATION, A NEW ORGANIZATION.

Datalogic Automation, belonging to the Datalogic Group (listed in the Star segment of the Milan Stock Exchange with a turnover of over 400 million EUR), after the recent acquisition of Datasensor on the 3rd October 2008, has redefined its organisation in order to widen and consolidate its position as one of the major worldwide manufacturers in industrial automation.

The **Four Business Units** that today constitute Datalogic Automation guarantee product focalisation according to specific customer applications as well as a very wide and complete range:



USS - Unattended Scanning Systems (Datalogic) - Fixed bar code readers, laser and imaging technology

DETECTION (Datasensor) - Photoelectric devices for detection, safety, measurement and inspection

RFID (EMS) - Radio frequency identification systems

LASER MARKING (Laservall) - Solid state laser sources and industrial marking solutions

The Datalogic Automation range has been developed and manufactured according to the requirements of the Factory Automation Shopfloor particularly in the following industries:

- Packaging Machinery & Machinery
- Automotive
- Electronics & Solar

DATALOGIC AUTOMATION

USS
DATALOGIC

SENSORS
DATASENSOR

RFID
EMS

LASER MARKING
LASERVALL

FACTORY AUTOMATION SHOPFLOOR

TARGET SECTORS

packaging machinery
& machinery

automotive

electronics & solar

DATALOGIC AUTOMATION BUSINESS UNITS

USS

The Unattended Scanning System (USS) Business Unit develops and manufactures Auto ID solutions with a complete range of fixed bar code readers and systems, laser and imaging technology to insure traceability of the industrial processes in Factory Automation.

SENSORS

Datasensor is the brand, recognised at an international level as a specialist manufacturer of detection, safety, measurement and inspection components and solutions for industrial automation.



- Imagers
- Industrial Bar Code Scanners
- Embedded Bar Code Readers

- Photoelectric Detection Devices
- Photoelectric Safety Devices
- Photoelectric Inspection Devices
- Photoelectric Measurement Devices
- Ultrasonic, Capacitive and Inductive Proximity Sensors



RFID

Escort Memory Systems is the brand that identifies the industrial solutions based on read/write RFID technology. EMS is the Auto ID solution chosen by many of the automotive, electronics, pharmaceutical, food and beverage industries worldwide.

LASER MARKING

Laservall is one of the main manufacturers of low power (up to 200 W) solid state (DPSS) industrial laser sources and marking systems. The company has entered the market more than 15 years ago and has joined the Datalogic Group in 2004.



- Low Frequency (LF)
- High Frequency (HF)
- Ultra High Frequency (UHF)

- Laser Sources for Marking
- Laser Sources for Microwelding
- DPSS Technology
- IR, Green, UV Lasers



INDEX

DATALOGIC AUTOMATION	1
Universal photoelectric sensors	6
Tubular sensors	10
Miniature and fibre optic sensors	14
Compact sensors	18
Maxi sensors	20
Application photoelectric sensors	22
Slot sensors	24
Luminescence sensors	26
Contrast and colour sensors	28
Area sensors	30
Accessories for sensors	32
Proximity inductive sensors	34
Photoelectric devices for measurement	40
Measurement light arrays, line and ultrasonic sensors	42
Distance sensors	44
Photoelectric devices for inspection	46
Smart Camera Sensors	48
Illuminators	49
Smart Vision Sensors	50
Configurators and monitors	51

- Photoelectric devices for safety** 52
 - Selection guide 54
 - Safety light curtains for finger protection 58
 - Safety light curtains for hand protection 60
 - Safety light curtains for body protection and presence control 64
 - Body protection with integrated Muting 68
 - Body protection with passive unit and integrated Muting 70

- Accessories for light curtains 72

- Temperature controllers** 76



DATALOGIC AUTOMATION applies a three year warranty from the manufacturing date to all the products present in this catalogue

UNIVERSAL PHOTOELECTRIC SENSORS

S10 series

Basic line of standard tubular M18 metal IP69K photoelectric sensors

- Base optic functions available
- IP69K protection
- AISI-316L stainless steel versions
- Ideal for pharmaceutical and food industries
- Standard 3 wire output configuration



NEW PERFORMANCES

The new S10 series of photoelectric sensors in tubular M18 metal housing is ideal for the more critical applications in the pharmaceutical or food industries. The IP69K mechanical protection guarantees resistance against washing with water jets reaching 80°C temperature and 100 bar pressure. Moreover, for a better resistance against more aggressive chemical agents and detergents, AISI-316L stainless steel versions are available with excellent resistance against acid corrosion. The S10 series includes adjustable 10, 35 or 60 cm proximities and 14 mm fixed focus, 4 m retroreflex, 3 m polarised retroreflex and 1 m for transparents, 18 m through beam. The M12 connections requires only 3 wires for power supply and NPN or PNP output.

S50 series

Extended range of standard 'One for All' photoelectric tubular M18 sensors

- All optic functions and Laser versions
- M18 flat plastic with universal fixing
- Available in M18 metal housing
- Axial or radial optics, cable or connector
- Standard 4 wire NO-NC NPN or PNP output



NEW PERFORMANCES

The S50 series offers all the optic functions with the best performances in the standard M18 housing, ranging from the universal also with Laser class 1 emission, to the most advanced as foreground and/or background suppression, contrast, luminescence or distance sensors with analogue output. All models are available in the innovative flat plastic housing with universal fixing, with M18 nuts and M3 screws, or the more traditional cylindrical metal housing. Axial or radial optics, cable or M12 connection with 4 wire standard configuration and NO-NC NPN or PNP antivalent outputs are available. The S50 series is the 'One for All' solution for industrial automation.

S51 series

Cost-effective basic line of standard M18 tubular photoelectric sensors

- Selection of universal optic functions
- The best performances at the best price
- Flat plastic or metal M18 housing
- Axial or radial, cable or conn. versions
- Standard 3 wire and dark/light inputs



NEW PERFORMANCES

The S51 series represents the most cost-effective solution for optic detection in industrial automation. The cost reduction, guaranteed by the automated production and economy of scale, does not compromise the performances that are the best for all basic optic functions. The diffuse proximity has a fixed 10 cm distance or adjustable reaching 40 cm. The retroreflex reaches 4 m or 3 m in the polarised version. The through beam couple offers an operating distance reaching 18 m. All models are available both in a flat plastic housing or cylindrical metal housing, with either axial or radial optics, with cable or M12 connection and NPN or PNP output.

S15 series

Tubular photoelectric sensors

- Small housing of only 40 mm
- Cable output
- No sensitivity adjustment trimmer
- IP69K mechanical protection



NEW SERIES

The main characteristic of the new M18 tubular S15 sensors is the housing length of only 40 mm. The S15 series is supplied without the sensitivity adjustment trimmer to ease and speed installation. Cable or pig-tail versions are available. This feature reduces drastically the possibility of allowing the operator to modify the sensor's performances and so guaranteeing major reliability and productivity. The main optic functions used in the industrial market are available, polarised retroreflex, non-polarised retroreflex, diffuse proximity and through beam. These sensors are ideal for the most critical applications with harsh environmental conditions thanks to the IP69K mechanical protection.

S40/S41 series

Extended range of miniature European style photoelectric sensors

- Cost-effective trimmer universal models
- High-performance models with teach-in
- Background suppression and Laser RRX
- Polarised retroreflex for transparents
- 4 wire NO/NC output or Remote



NEW PERFORMANCES

The S40 series and cost-effective S41 basic line represent the most complete offer of miniature photoelectric sensors with standard European market dimensions and fixing. Different models are available including 6 m through beam, 3 m polarised retroreflex, also with 6 m Laser emission, 0.7 m retroreflex for transparents, 35 cm fixed focus proximity and 15 cm Laser versions, 10 cm background suppression and 6 cm Laser versions for more precise detection. The S40 series presents NO output with Remote input for models with teach-in setting, whereas the S41 cost-effective line has NO-NC antivalent output for models with trimmer adjustment. All versions have NPN or PNP output with cable or M8 connection.

S8 series

Advanced line of miniature photoelectric sensors

- Compact dimensions (14x42x25 mm)
- 10 kHz switching frequency
- Extremely focussed spot, under 1 mm (Laser vers.)
- Very high resolutions
- Coaxial versions



NEW SERIES

The new S8 series of compact sensors offers excellent detection performances, usually associated with sensors that have larger dimensions and a higher price. The series offers Laser models with coaxial polarised retroreflex for the detection of transparent objects, biaxial retroreflex, background suppression, diffuse proximity optic functions as well as contrast sensors with RGB emission. The Laser versions present extremely focussed spot inferior to 1 mm and switching frequencies that are amongst the highest on the market reaching 10kHz. The retroreflex models supply great reliability and plant productivity thanks to an additional ALARM output for dirty lenses. Connector M8 or M12 'pig-tail' versions are available.

UNIVERSAL PHOTOELECTRIC SENSORS

S3Z series

Basic line of miniature Far East style photoelectric sensors

- 50-250 mm background suppression
- 0.7 m proximity, 15 cm with narrow beam
- 4 m polarised retroreflex
- 15 m through beam
- Standard 3 wire output configuration



NEW MODELS

The high operating distances and cost effective price, make the S3Z series a reference in the miniature format with dimensions and standard fixing affirmed on the market, in particular in the Far East. Different models are available: 15 m through beam, 4 m polarised retroreflex, 70 cm diffuse proximity and narrow beam for between 50 and 150 mm. Moreover, a 5 to 25 cm background suppression model with multi-turn mechanical trimmer setting is available. Versions with NPN or PNP output, with dark or light operating mode and with cable or M8 connection are foreseen. The plastic housing is completely overprinted, guaranteeing maximum mechanical protection also in presence of frequent washing.

S7 series

Fibre optic amplifiers in a compact format for DIN rail

- High-resolution models with display
- 12 bit resolution and 50 μ s response time
- Trimmer or teach-in versions
- Wide range of accessory fibre optics
- 4 wire NO/NC output or Remote input



NEW MODELS

The S7 sensors represent the ideal solution for the mounting of different units on DIN rails allowing to displace the various fibre optic detection points in different machine positions, also in limited spaces or in presence of mechanical constraints or high temperatures. Models with only 50 μ s response time and 4-digit display indication are available for applications requiring high-precision and speed detection of small objects or minimum colour or grey-scale contrasts. Standard 500 μ s and 10 bit models are ideal for applications with higher operating distances. Sensor setting is easy and rapid thanks to the *EASYtouch*TM system or trimmer adjustment in more cost-effective models.

S60 series

Extended photoelectric sensor range in the compact 50x50 'One for All' format

- Universal and application optic functions
- Laser class 1 versions for long distances
- Polarised retroreflex for transparents
- Contrast and UV luminescence sensors
- Standard 4 wire NO-NC NPN or PNP



NEW PERFORMANCES

The S60 series, in the compact 50x50 housing, only 15 mm wide, offers the most advanced optic functions, together with the universal ones for presence detection, available also with Laser class 1. The different models include polarised retroreflex with coaxial optics for the detection of reflective and transparent objects, foreground and background suppression, white light contrast sensors for the detection of coloured marks, UV emission luminescence sensor and the distance sensor with analogue output. Versions with cable or two-position rotatable M12 connector are available, with NPN or PNP standard output.

S62 series

High-performance background suppression and polarised retroreflex

- Sensors with LED or Laser emission
- Background suppr. from 3 cm to 2 m
- Polarised retroreflex up to 20 m
- Distance sensor 50 to 150 mm
- NPN/PNP output NO-NC configuration



NEW SERIES

The S62 series offers the maximum performances in the main optic detection functions. The background suppression models reach a 3-30 cm range with visible red LED emission, or 6-60, 6-120 and 20-200 cm with infrared LED emission. The polarised retroreflex models with visible red LED emission present a very long operating distance reaching 10 m with high immunity against reflection received from shiny objects. Versions with visible red Laser emission are available with both 3-15 or 5-35 cm background suppression and polarised retroreflex up to 22 m and distance measurement 50-150 mm. The Laser sensors are characterised by a very small light spot and a low response time that guarantee excellent detection repeatability.

S90 series

Extended range of compact photoelectric sensors in metal housing

- Background suppression and polarised retroreflex
- Laser class 1 versions for long distances
- Contrast and UV lumin. sensors
- High mechanical protection degree
- Standard 4 wire NO-NC NPN or PNP output



NEW PERFORMANCES

The S90 series, developed in the sturdy compact 41x49x15 mm metal housing, offers all the application and universal optic functions, available also with Laser class 1 emission. The series includes polarised retroreflex with coaxial optics for the detection of reflective or transparent objects, foreground and background suppression, contrast sensor with white light emission for register mark detection, luminescence sensor with UV emission for fluorescent mark detection. Versions with NPN or PNP output are available with standard M12 connector rotatable in 4 positions.

S2Z series

New line of Maxi photoelectric sensors ideal for critical applications

- Base optic functions
- IP67 mechanical protection
- Timing functions (ONE-SHOT, ON / OFF Delay)
- Connection block with spring clamps to ease cabling



NEW SERIES

The new S2Z series offers 4 models with base optic functions: 50 m through beam, 7 m polarised retroreflex, 1 m diffused proximity and 2 m background suppression. Versions with continuous 10 a 30Vdc and alternate 24...240 Vac / 12...240 Vdc free-voltage, available with timing versions, adjustable from 0.1 to 5 seconds. The outputs can have a SPDT relay contact or transistor with double NPN/PNP open collector solution. The connection block facilitates connections and simplifies installation. The sturdy plastic housing guarantees excellent resistance to particularly harsh working environments.


UNIVERSAL PHOTOELECTRIC SENSORS

Tubular



		S5	S10	
OPERATING DISTANCES	SERIES			
	Through beam	0...12 m	0...18 m	
	Retroreflex (on R2 reflector)	0.1...4 m	0.1...4 m	
	Polarised retroreflex (on R2 reflector)	0.1...3 m	0.1...3 m	
	Retroreflex for transparents (on R2 reflector)	0.1...0.8 m	0.1...0.8 m	
	Diffuse proximity	1...10 cm 1...35 cm 0...60 cm	1...10 cm 1...35 cm 0...60 cm	
	Fixed focus proximity	15 mm	14 mm	
	Background suppression			
	Foreground suppression			
	Distance sensor			
	Through beam with fibre optic	0...85 mm		
	Diffuse proximity with fibre optic	0...22 mm		
TECHNICAL DATA	Power supply	Vdc 10...30 Vac 15...264	10...30	
	Output	Vac/dc		
		PNP	•	•
		NPN	•	•
		NPN/PNP	•	
		relay (SCR)	(•)	
	Connection	other		
		cable	•	
		connector pig-tail	•	•
	Approximate dimensions (mm)	M18 x 55/68	M18 x 55/67	
Housing material	ABS	NI plated brass AISI-316L stainless steel		
Mechanical protection	IP67	IP69K		



S15
0...20 m
0.1...4 m
0.1...3 m
1...10 cm 1...35 cm
12...30  
.
.
.
.
M18 x 40
ABS
IP69K








UNIVERSAL PHOTOELECTRIC SENSORS

Tubular



		SERIES	S50	S51
OPERATING DISTANCES	Through beam		0...25 m 0...60 m	0...20 m
	Retroreflex (on R2 reflector)		0.1...4 m	0.1...4 m
	Polarised retroreflex (on R2 reflector)		0.1...4 m 0.1...16 m	0.1...3 m
	Retroreflex for transparents (on R2 reflector)		0.1...1.3 m	
	Diffuse proximity		0...10 cm 0...40 cm 0...70 cm 0...35 cm	0...10 cm 1...45 cm
	Fixed focus proximity		10 cm	
	Background suppression		5...10 cm	
	Foreground suppression		4...10 cm	
	Distance sensor		5...10 cm	
	Through beam with fibre optic		0...100 mm	
	Diffuse proximity with fibre optic		0...30 mm	
TECHNICAL DATA	Power supply	Vdc Vac Vac/dc	10...30 II3	10...30
	Output	PNP NPN NPN/PNP relay (SCR) other	• • 0...10 V	• •
	Connection	cable connector terminal block	• •	• •
	Approximate dimensions (mm)		M18 x 55/68	M18 x 55/68
	Housing material		PBT NI plated brass	PBT NI plated brass
	Mechanical protection		IP67	IP67



SDS	SL5
	0...60 m  cl.1
	0.03...12 m  cl.1
	0...35 cm  cl.1
2...10 cm 4...12 cm	
10...30  	10...30  
.	.
.	.
.	.
.	.
M18 x 100 (SDS5) M18 x 80 (SDS10)	M18 x 66
ABS (SDS5) NI plated brass (SDS10)	ABS
IP67	IP67

UNIVERSAL PHOTOELECTRIC SENSORS

Miniature and fiber optic



			Small	S40	
OPERATING DISTANCES	SERIES				
	Through beam		0...2 m	0.1...6 m	
	Retroreflex (on R2 reflector)		5...150 cm	0.1...3 m	
	Polarised retroreflex (on R2 reflector)		10...100 cm	0.1...2.5 m 0.1...6 m	
	Retroreflex for transparents (on R2 reflector)			0.1...0.7 m	
	Diffuse proximity			0.5...30 cm 4...15 cm	
	Fixed focus proximity		3...15 mm 3...20 mm 3...30 mm 3...50 mm		
	Background suppression			1.5...10 cm 2...6 cm	
	Foreground suppression				
	Distance sensor				
	Through beam with fibre optic				
Diffuse proximity with fibre optic					
TECHNICAL DATA	Power supply	Vdc	10...30	10...30	
		Vac			
		Vac/dc			
	Output	PNP		•	•
		NPN		•	•
		NPN/PNP			
		relay			
		other			
	Connection	cable		•	•
		connector			•
terminal block					
Approximate dimensions (mm)		8 x 23 x 12	12 x 32 x 20		
Housing material		polycarbonate	ABS		
Mechanical protection		IP67	IP67		



S41

0.1...6 m

0.1...2.5 m

0.1...0.7 m

0.2...35 cm

110 mm

10...30  

.

.

.

.

12 x 32 x 20

ABS

IP67







UNIVERSAL PHOTOELECTRIC SENSORS

Miniature and fiber optic



		S3Z	S3	
OPERATING DISTANCES	SERIES			
	Through beam	0...15 m	0...5 m	
	Retroreflex (on R2 reflector)		0.1...2.5 m	
	Polarised retroreflex (on R2 reflector)	0.05...4 m	0.1...2 m	
	Retroreflex for transparents (on R2 reflector)		0.2...0.8 m	
	Diffuse proximity	0...70 cm 5...15 cm	0...10 cm 0...50 cm	
	Fixed focus proximity		12 mm	
	Background suppression	5...25 cm		
	Foreground suppression			
	Distance sensor			
	Through beam with fibre optic		0...110 mm	
	Diffuse proximity with fibre optic		0...33 mm	
TECHNICAL DATA	Power supply	Vdc	10...30	
		Vac	10...30	
		Vac/dc		
	Output	PNP	.	.
		NPN	.	.
		NPN/PNP		.
		relay		
		other		
	Connection	cable	.	.
		connector	.	.
pig-tail				
Approximate dimensions (mm)	11 x 31 x 19	13 x 42 x 29		
Housing material	PC/PBT	ABS		
Mechanical protection	IP67	IP66		









S8	S7
0...10 m  ^{cl.2} 0.1...5 m	
0...0.8 m	
0...50 cm	
2...20 cm  ^{cl.2} 5...30 cm	
	0...300 mm 0...150 mm 0...75 mm 0...100 mm 0...50 mm 0...25 mm
12...30  	12...24  
.	.
.	.
.	.
.	.
14 x 42 x 25	10 x 40 x 65
ABS	ABS
IP67	IP65 IP50 (trimmer vers.)


















UNIVERSAL PHOTOELECTRIC SENSORS

Compact



		S6	S60	
OPERATING DISTANCES	SERIES			
	Through beam 	0...20 m	0...20 m 0...60 m 	
	Retroreflex (on R2 reflector) 	0.1...6 m		
	Polarised retroreflex (on R2 reflector) 	0.1...5 m	0...3.2 m (coaxial) 0.1...6.5 m 0.1...20 m 	
	Retroreflex for transparents (on R2 reflector) 	0.1...1 m	0...1.7 m (coaxial)	
	Diffuse proximity 	1...90 cm 5...200 cm	1...100 cm 5...200 cm 0...60 cm 	
	Fixed focus proximity 			
	Background suppression 	0.1...10 cm 3...25 cm 10...50 cm	7...20 cm 5...10 cm 	
	Foreground suppression 	5...20 cm	7...20 cm	
	Distance sensor 		5...15 cm	
	Through beam with fibre optic 			
	Diffuse proximity with fibre optic 			
TECHNICAL DATA	Power supply	Vdc Vac	10...30  	
	Output	Vac/dc	15...264	
		PNP	•	•
		NPN	•	•
		NPN/PNP	•	
		relay	•	
	Connection	other		0...10 V
		cable	•	•
		connector	•	•
	terminal block			
Approximate dimensions (mm)		18 x 50 x 50	15 x 50 x 50	
Housing material		ABS	ABS	
Mechanical protection		IP65	IP67	














S62	S90
	0...20 m  0...60 m 
0.5...8.5 m  0.3...20 m 	0...3.2 m (coaxial) 0.1...6.5 m  0.1...20 m  0...1.7 m (coaxial)
	1...100 cm 5...200 cm  0...60 cm 
30...300 mm 60...600 mm 60...1200 mm 200...2000 mm 30...150 mm  50...350 mm 	7...20 cm  5...10 cm 
	7...20 cm
80 ± 40 mm 	
10...30  	10...30  
.	.
.	.
.	.
.	.
18 x 50 x 50	15 x 50 x 41
ABS	zama
IP67	IP67

UNIVERSAL PHOTOELECTRIC SENSORS



Maxi






OPERATING DISTANCES

SERIES		S2	S2Z
OPERATING DISTANCES	Through beam 	0...10 m 0...50 m	0...50 m
	Retroreflex (on R2 reflector) 	0.1...5 m	
	Polarised retroreflex (on R2 reflector) 	0.1...3 m	0.2...7 m
	Retroreflex for transparents (on R2 reflector) 		
	Diffuse proximity 	1...90 cm 1...200 cm	0...1 m
	Fixed focus proximity 		
	Background suppression 		20...200 cm
	Foreground suppression 		
	Distance sensor 		
	Through beam with fibre optic 		
	Diffuse proximity with fibre optic 		

TECHNICAL DATA

TECHNICAL DATA	Power supply	Vdc	10...30 	12...24 
		Vac		
		Vac/dc	15...264	12...240
	Output	PNP		•
		NPN		•
		NPN/PNP	•	
		relay	•	•
		other		
	Connection	cable		
		connector		
		terminal block	•	•
Approximate dimensions (mm)		26 x 58 x 85	25 x 67.5 x 90	
Housing material		PBT	PBT	
Mechanical protection		IP66	IP67	



S20	S30
0.1...50 m	0...50 m
0.1...8 m	0.1...10 m
0.1...2 m	0.05...2 m
10...50 cm	20...110 cm
10...30  	10...30 
	17...264
.	.
.	.
	.
	.
.	.
.	.
26 x 65 x 55	32 x 85 x 73
ABS	policarbonato
IP66	IP67

APPLICATION PHOTOELECTRIC SENSORS

SR21 series

High-resolution 2 mm slot sensors for labelling and packaging

- 25 kHz high switching frequency
- IR or red/green light models
- Detection of semi-transparent labels
- Detection of register marks on transparents
- 4 wire antivalent NPN and PNP output



NEW PERFORMANCES

The slot sensors of the SR21 series, with 2 mm slot width, are characterised by a high 12 bit (4096 steps) resolution, a low 20 μ s response time and a switching frequency reaching 25 kHz. The setting of the switching threshold is carried-out automatically by simply pressing a push-button, or dynamically during label (or other reference) movement. The SR21-IR model with infrared emission is ideal for label or hole detection on continuous reels, while the SR21-RG model with red or green emission (automatically selected) suits print register colour mark detection on transparent films for automatic packaging.

LD46 series

New luminescence sensor line in standard metal housing

- UV high power LED emission
- High sensitivity on fluorescent marks
- 10 - 100 mm detection distance
- 2 kHz switching frequency
- NPN/PNP and 0-5 V analogue outputs



NEW SERIES

The new LD46 series of UV LED emission luminescence sensors, with operating distances ranging from 10 to 100 mm, offers different models ideal for typical industrial applications. A model able to detect fluorescent marks, including thin or not clearly marked lines on even reflective tiles is available for the ceramic industry. High-power models for luminescent mark detection at longer operating distances, even on very irregular surfaces, are available for wood-working machines. Another model, specifically developed for the pharmaceutical industry, is offered for the detection of labels on glass phials, or paper sheets in pharmaceutical packaging.

LD50 series

New luminescence sensor line in innovative plastic housing

- UV high power LED emission
- Innovative plastic housing
- 10 mm detection distance
- 2 kHz switching frequency
- Bipolar NPN and PNP outputs



NEW SERIES

The new LD50 series of UV LED emission luminescence sensors, has been developed as the most cost-effective solution with high reading performances and innovative design. The LD50 is especially suited to application in compact machinery where limited space is available, the robust plastic housing ensure easy and flexible integration into many different enviroment. The LD50 is typical used in pharmaceutical and cosmetic industries to detect label on bottles, automatic packaging to detect whitened paper or fluorescent glues. The M12 4 poles connector offers simple and fast connection.

TL46 series

New contrast sensor line in standard metal housing

- Wide-spectrum RGB LED emission
- Basic, standard and enhanced versions
- Manual and dynamic teach-in setting
- 30 kHz switching frequency
- NPN/PNP and 0-5 V analogue outputs



NEW SERIES

The new contrast sensor line of the TL46 series is available in 3 different versions. The TL46-W basic version has only one setting push-button, 2 indication LEDs and optimised performances to obtain maximum use at the lowest price. The TL46-WL standard metal version has 3 push-buttons and a bargraph for manual, automatic or manual setting of the threshold, with excellent performances reaching maximum contrast resolution in grey or coloured scale with a 20 kHz switching frequency. The TL46-WLF enhanced version offers also a 4-digit display enabling the setting of the most advanced functions and the maximum performances are reached, such as the 30 kHz switching frequency.

TL50 series

New contrast sensor line in innovative plastic housing

- Wide-spectrum RGB LED emission
- 9 mm operating distance
- Automatic teach-in setting
- 15 kHz switching frequency
- Bipolar NPN and PNP outputs



NEW SERIES

Contrast sensors have become an essential part of automated production processes. They are used for the reliable detection of all types of differences in contrast. With static 2 point teach-in (mark and background) the TL50 is set up via the teach-in button directly on the sensor. The RGB emission (red, green and blue), means maximum reliability of detection, for each teach operation, the sensor independently selects which of the three emitter diodes to use. The compact design is the cost-effective alternative for standard applications with good reading performances. The robust plastic housing ensure easy and flexible integration into many different environments.

AS1 series

AREAsensorTM high-resolution photoelectric light grids

- Area sensors with crossed beams
- 100 mm controlled height
- Operating distance reaching 3 m
- PNP output, Scan mode input and trimmer adjustment







NEW SERIES

The AREAsensorTM photoelectric light grids of the AS1 series are area sensors with cross-beams able to detect all objects, with even 0.2x75 mm dimensions, inside a 100 mm height and distances reaching 3 m between emitter and receiver. The AS1 area sensors represent the ideal solution for the detection of very small objects, even in random positions inside the controlled height and width. The ultra-compact AS1 light grids suit fast conveyor lines, such as feeding and downloading lines, for the object detection and counting in random positions. Versions with trimmer sensitivity adjustment and optic synchronism are available.













APPLICATION PHOTOELECTRIC SENSORS

Slot sensors



SERIES		SR21	SR22	
Slot sensor		2 mm	2 mm	
Slot depth		50 mm	40 mm	
Switching frequency		25 kHz	10 kHz	
Light emission		IR LED red / green LED	IR LED	
Setting		AUTO-SET push-button	trimmer	
TECHNICAL DATA	Power supply	Vdc 10...30  	24 ± 15% 	
		Vac		
		Vac/dc		
	Output	PNP	•	•
		NPN	•	•
		NPN/PNP		
		relay		
		other		
	Connection	cable		
		connector	•	•
terminal block				
Approximate dimensions (mm)		20 x 90 x 26	14 x 68 x 37	
Housing material		zama	aluminium	
Mechanical protection		IP65	IP60	



SRF-30	SRF-50	SRF-80	SRF-120
30 mm	50 mm	80 mm	120 mm
34 mm	54 mm	54 mm	54 mm
1.5 kHz 3 kHz 	1.5 kHz 3 kHz 	1.5 kHz 3 kHz 	1.5 kHz 3 kHz 
red LED red Laser 	red LED red Laser 	red LED red Laser 	red LED red Laser 
trimmer	trimmer	trimmer	trimmer
10...30 	10...30 	10...30 	10...30 
.	.	.	.
.	.	.	.
.	.	.	.
10 x 50 x 59	10 x 70 x 79	10 x 100 x 79	10 x 140 x 84
aluminium	aluminium	aluminium	aluminium
IP65	IP65	IP65	IP65

APPLICATION PHOTOELECTRIC SENSORS

Luminescence sensors



SERIES		LD μ	LD46	
Luminescence sensor		10...100 mm	10...100 mm	
Luminescence sensor with fibre optic		0...30 mm		
Switching frequency		2 kHz	2 kHz	
Light emission		UV LED	UV-HP LED	
Setting		MARK and BACKGROUND push-buttons	+/- SET push-buttons	
TECHNICAL DATA	Power supply	Vdc	10...30	
		Vac	15...30	
		Vac/dc		
	Output	PNP	•	
		NPN	•	
		NPN/PNP		•
		relay		
		other	0...7 V	0...5 V
	Connection	cable	•	•
		connector	•	•
terminal block				
Approximate dimensions (mm)		31 x 81 x 58	31 x 81 x 58	
Housing material		zama	aluminium	
Mechanical protection		IP67	IP67	







LD50	S90-U	S60-U	S50-U
0...60 mm	0...40 mm	0...40 mm	8...20 mm
2 kHz	2 kHz	2 kHz	1 kHz
UV-HP LED	UV LED	UV LED	UV LED
+/- push-buttons	SET push-button	SET push-button	SET push-button
15...30	10...30	10...30	10...30
.	.	.	.
.	.	.	.
31 x 81 x 53	15 x 50 x 41	15 x 50 x 50	M18 x 55/68
ABS	zama	ABS	PBT NI plated brass
IP67	IP67	IP67	IP67




APPLICATION PHOTOELECTRIC SENSORS

Contrast and colour sensors



SERIES		TLμ	TL46	
Contrast sensor		6...60 mm	6...60 mm	
Contrast sensor with fibre optic		0...3 mm 0...10 mm		
Colour sensor				
Switching frequency		10 kHz 20 kHz	15 kHz 20 kHz 30 kHz	
Light emission		red / green LED white LED	RGB LED	
Serial interface				
Setting		MARK and BACKGROUND push-buttons	+/- SET push-buttons	
TECHNICAL DATA	Power supply	Vdc Vac Vac/dc	10...30 	
	Output	PNP	•	
		NPN	•	
		NPN/PNP		•
		relay		
		other	0...5 V	0...5 V
	Connection	cable	•	•
		connector	•	•
		pig-tail		
	Approximate dimensions (mm)		31 x 81 x 58	31 x 81 x 58
Housing material		zama	aluminium	
Mechanical protection		IP67	IP67	






TL50	S65-W	S65-V	S8-W
9 mm	12...20 mm		10 mm
		5...45 mm	
15 kHz	30 kHz	1.5 kHz (V09 vers.) 500 Hz (V19 vers.)	10 kHz
RGB LED	white LED	RGB LED	RGB LED
	RS485	RS485	
MARK/BKGD push-buttons	+/- SET push-buttons	SET and SEL push-buttons	Teach-in
10...30  	10...30  	10...30  	12...30  
	:	:	:
.	.	.	.
	0...5 V		
.	.	.	.
31 x 81 x 53	50 x 50 x 25	50 x 50 x 25	14 x 42 x 25
ABS	ABS	ABS	ABS
IP67	IP67	IP67	IP67

APPLICATION PHOTOELECTRIC SENSORS

Area sensors



SERIES		AS1-HR	AS1-SR	
Area sensor		100 mm	100 mm	
Line sensor				
Precision				
Resolution		0.2 x 75 mm Ø 6 mm	0.2 x 200 mm Ø18 mm	
Switching frequency		500 Hz	500 Hz	
Light emission		IR LED	IR LED	
Serial interface				
Operating distance		0.3...1.9 m 0.8...3 m	0.3...1.9 m 0.8...3 m	
TECHNICAL DATA	Power supply	Vdc	10...30  	10...30 
		Vac		
		Vac/dc		
	Output	PNP	.	.
		NPN		
		NPN/PNP		
		relay		
		other		
	Connection	cable		
		connector	.	.
terminal block				
Approximate dimensions (mm)		20 x 41 x 150	20 x 41 x 150	
Housing material		aluminium	aluminium	
Mechanical protection		IP67	IP67	



S65-Z

150 mm

0.9 mm

0.15 mm

>130 Hz

IR LED

RS485

200 mm

10...30  

•
•

4...20 mA

•

25 x 50 x 50

ABS

IP67

APPLICATION PHOTOELECTRIC SENSORS

Accessories

Prismatic reflectors

R SERIES

Prismatic reflectors to be used together with retroreflex photoelectric sensors with IR or visible red light emission polarised light. Wide range of dimensions, shapes and fixing possibilities.

- Standard R2, R5 and R9 reflectors with respectively 48 mm, 75 mm and 23 mm diameters
- High-efficiency R4 and R6 reflectors for longer operating distances
- R10 and R11 reflectors suitable for specific applications, requiring broad surface
- R7, R8 and R20 microprism reflectors suitable for high-resolution detections are available for sensors with laser emission
- IP67 protection with -30°C - $+70^{\circ}\text{C}$ temperature ranges
- Reflective auto-adhesive films that can be cut in different shapes and dimensions are available on request, also for polarised light emissions



Universal fibre optics

OF SERIES

Complete range of plastic standard fibre optics for through beam, proximity and coaxial proximity functions. Cuttable terminals that can be connected to all sensors with standard Ø 2.2 mm fixing holes. Focusing, collimating and deviating lenses, metal sheaths, 1 - 2.2 mm diameter adapters and universal cutting tool are available.

- High-temperature fibres reaching 125°C
- Extra-flexible fibres with only 2mm bending radius
- High-efficiency fibres
- Coiled fibres extendable up to 2m
- Thin fibres with 1 mm external diameter




Application fibre optics

OFA SERIES

Advanced fibre optics for critical applications. All fibres have terminals that can be cut and are recommended for the use with high-resolution sensors of the S7 series.


- Versions with parallel beam fibre array for through beam and proximity detection
- Fixed focus proximity versions with axial, radial or lateral optics also for background suppression
- Proximity version with 90° optics fitted in the 3.8 mm diameter



Connectors

CS SERIES

All connectors are pre-wired in a standard 4-pole configuration with 3, 5, 7 or 10 m cable. M12 connectors are also available in a standard 3-pole NO configuration or with yellow signalling LED for PNP outputs and green power LED. The connector housing is in PUR plastic and the cable is in PVC with CEI 20-22 self-extinguishing class.



Fixing brackets

ST SERIES

Complete range of fixing brackets for universal photoelectric sensors. Plastic or metal supports for M18 tubular sensors available with both fixed and adjustable sensor optic axis, reaching 15° in every direction along a 360° arch. High shock and vibration resistance.



Power supply

PSCU SERIES

Power supplies for low voltage photoelectric sensors or inductive and capacitive proximity.

- Logic and timing functions available for output signal elaboration
- Single or double input for NPN/PNP, relay or 0-10V analogue outputs.
- Timing function: delay ON and/or OFF, monostable, bistable.
- Command panel with input sensitivity and timing adjustment trimmer, power supply and input/output status LED indicators.



PROXIMITY INDUCTIVE SENSORS

IS series

Proximity inductive sensors

- M4 to M30 tubular housing
- AISI 316L stainless steel versions
- 1 - 20 mm detection distance
- 10-30 Vdc, 2, 3 or 4 wire NPN/PNP versions
- 24-230 Vac, 2 wire versions



NEW MODELS

The inductive sensors represent a complementary solution to photoelectric sensors in applications based on critical light reflection and transmission. Voltage to the device creates an alternate inductive field through an oscillator coil before its active surface. If a metal object (iron, aluminium, copper, brass, etc) enters this field, it damps the oscillator and reverses the trigger threshold and causes a change in the output stage status. Inductive sensors can be used, for example, for non-contact detection of exclusively metal targets.

Proximity inductive sensors



SERIES		M4/M5	M8
Operating distance		0.8 mm	2 mm, shielded models 3 mm, unshielded models
Repeatability		≤ 1%	≤ 3%
Hysteresis		< 10%	< 10%
Ripple		≥ 10%	≥ 10%
Switching frequency		2000 Hz	1000 Hz
Indicators		Yellow LED	Yellow LED
TECHNICAL DATA	Power supply	Vdc Vac Vac/dc	10 ... 30, 3 wires
	Output	2 wires NO/NC	•
		3 wires NPN/PNP NO/NC	•
		4 wires NPN/PNP NO+NC	•
		4 wires programmable	•
		other	•
	Connections	cable	•
		M8 connector	•
		M12 connector	•
	Housing		standard
Housing material		AISI-316L stainless steel	NI plated brass
Mechanical protection		IP67	IP67

PROXIMITY INDUCTIVE SENSORS

Proximity inductive sensors



SERIES		M8 2X	M12	
Operating distance		2 mm, shielded models 3 mm, unshielded models	2 mm, shielded models 4 mm, unshielded models	
Repeatability		≤ 3%	≤ 3%	
Hysteresis		< 10%	< 10%	
Ripple		≥ 10%	≥ 10%	
Switching frequency		500 Hz	1000 Hz	
Indicators		Yellow LED	Yellow LED	
TECHNICAL DATA	Power supply	Vdc Vac Vac/dc	10 ... 30. 2 wires	10 ... 30. 2. 3 and 4 wires
	Output	2 wires NO/NC 3 wires NPN/PNP NO/NC 4 wires NPN/PNP NO+NC 4 wires programmable other	.	.
	Connections	cable M8 connector M12 connector	.	.
	Housing		standard short	standard short
	Housing material		NI plated brass	NI plated brass AISI-316L stainless steel
	Mechanical protection		IP67	IP67






M12 2X	M18	M18 2X
4 mm, shielded models 8 mm, unshielded models	5 mm, shielded models 8 mm, unshielded models	8 mm, shielded models 14 mm, unshielded models
≤ 3%	≤ 3%	≤ 3%
< 10%	< 10%	< 10%
≥ 10%	≥ 10%	≥ 10%
500 Hz	1000 Hz	400 Hz
Yellow LED	Yellow LED	Yellow LED
10 ... 30, 2, 3 and 4 wires	10 ... 30, 2, 3 and 4 wires	10 ... 30, 2, 3 and 4 wires
•	•	•
•	•	•
•	•	•
•	•	•
•	•	•
•	•	•
•	•	•
standard short	standard short	standard short
NI plated brass AISI-316L stainless steel	NI plated brass AISI-316L stainless steel	NI plated brass AISI-316L stainless steel
IP67	IP67	IP67

PROXIMITY INDUCTIVE SENSORS

Proximity inductive sensors



SERIES		M30	M30 2X	
Operating distance		10 mm, shielded models 15 mm, unshielded models	15 mm, shielded models 20 mm, unshielded models	
Repeatability		≤ 3%	≤ 3%	
Hysteresis		< 10%	< 10%	
Ripple		≥ 10%	≥ 10%	
Switching frequency		300 Hz	200 Hz	
Indicators		Yellow LED	Yellow LED	
TECHNICAL DATA	Power supply	Vdc Vac Vac/dc	10 ... 30. 2.3 and 4 wires 	10 ... 30. 2.3 and 4 wires 
	Output	2 wires NO/NC	•	•
		3 wires NPN/PNP NO/NC	•	•
		4 wires NPN/PNP NO+NC	•	•
		4 wires programmable	•	•
		other		
	Connections	cable	•	•
		M8 connector	•	•
		M12 connector	•	•
	Housing		standard short	standard short
Housing material		NI plated brass	NI plated brass	
Mechanical protection		IP67	IP67	



PHOTOELECTRIC DEVICES FOR MEASUREMENT

DS1 series

AREAscan™ detection and measurement light grids with analogue output

- Position and dimension measurement
- 4 mm resolution and 1 ms response time
- 100 to 300 mm controlled height
- Operating distance up to 4 m
- PNP digital and 0-10 V analogue outputs
- Trimmer adjustment



NEW PERFORMANCES

The DS1 AREAscan™ series are compact multibeam light grids suitable for the detection and measurement of objects with different shapes and dimensions. Different models are available with 100, 150 and 300 mm controlled height, 4 mm resolution and operating distance reaching 4 m. The electronics is fully integrated and so no external drivers are required. The measurement value is supplied through the analogue 0-10 V output which is proportional to the number of interrupted beams. The PNP digital output is activated every time a beam between emitter and receiver is interrupted. The low response time, ranging from 1 to less than 3 ms, depending on the height and measurement resolution, allows installation also on fastest machines and processes. Versions with trimmer sensitivity adjustment available.

DS2 series

AREAscan™ detection and measurement light grids with serial interface

- Automatic material handling
- 6 or 25 mm resolution models
- 150 - 1650 mm controlled heights
- Operating distance up to 10 m
- PNP digital, 0-10 V analogue and RS485



NEW MODELS

The AREAscan™ light grids of the DS2 series covers controlled heights ranging from 15 to 165 cm, with 5 m operating distances for 6 mm resolution versions, or 10 m for 25 mm resolution versions. The measurement configuration can be set manually thanks to internal dip-switches, or using graphic interface from remote PC on the serial port. Once loaded the program on the flash memory, the device functions in the stand-alone mode. The serial interface transmits the measurement in a binary or ASCII code, the operating status control as well as the setting of the different baud-rate versions. The DS2 light arrays suits different height or dimensional measurement applications in general, in automatic material handling.

US series

Ultrasonic sensors

- Standard M18 or M30 tubular housing
- Axial or radial emission
- Digital NPN and PNP outputs
- 4-20 mA or 0-10 V analogue output
- High resolution



NEW PERFORMANCES

The M18 and M30 ultrasonic sensor line of the US series offers versions with axial or radial sonotrode emission for M18 versions and only radial for M30 versions, with either NPN/PNP digital or 4-20mA / 0-10V analogue outputs. The main features include a low 5 ms response time and high resolution reaching 0.5mm. The sensors can be set on one or more distance values using the Teach-in push-button, for the distance or presence control up to 2000 mm, with background and foreground suppression. The ultrasonic sensors detect all targets independently from transparency, colour and non-sound absorbing material type, in automatic packaging applications as well as in automotive and manufacturing industries in general.

S80 series

Laser distance sensors with T.O.F. and laser emission

- Class 2 visible red laser emission
- Direct proximity measurement up to 4 or 7 m
- 20 to 100 m retroreflex measurement
- High precision and measurement speed
- PNP/NPN, 4-20 mA outputs and RS485 serial



NEW PERFORMANCES

The S80 distance sensors are based on the 'time of flight' measurement between the emitting and receiving of class 2 laser pulses. The S80-Y0 and YL0 sensors function as direct proximity up to 4 m, or with scaled range up to 7 m, for object positioning or double threshold on long distance background suppression. The S80-Y1 and Y2 sensors, with operating distances reaching 20 or 100 m, function as retroreflex measuring the distance from a reflector mounted over the object to detect, for position applications in automatic warehouses or conveyor lines in general. Two NPN or PNP outputs that can be set on different distances are available. The measurement is supplied by the 4-20 mA analogue output, by the RS485 serial interface as well as by a 4-digit display present on the sensor panel.

S81 series

Cost effective distance sensor

- Class 2 visible red laser emission
- Plastic housing and optics
- Direct proximity measurement up to 4 m
- 2 PNP/NPN digital outputs
- 0-10V analogue output or alarm output



NEW SERIES

The S81 series is the cost effective line of distance measurement sensors. S81 is based on the 'time of flight' technology that guarantees high precision and measurement speed. S81 works as direct proximity up to 4 m for object positioning or long distance background suppression. The setup of the sensor is very quick thanks to two push-buttons, one for each digital output. The product is available in two different models: one offers an analogue output proportional to the result of the distance measurement, the other allows the user to receive an alarm signal according to the operating conditions of the lens. The S81-Y version has a scalable 0-10V analogue output that configures the minimum and maximum operating distance, and thus associating the minimum and maximum voltage. S81 series offers a competitive solution automatic warehouses, access control, wood industry and parking lot applications.

S62-Y series

High resolution distance sensor

- Operating range 80 ± 40 mm
- 50 μ m resolution
- Linearity <0.1%
- Management of internal buffer memory
- 0.5x0.75mm spot at the focus distance










NEW MODELS

The new S62-Y series, based on optical triangulation technology, offers a very accurate distance measurement. The light emission is a Class 2 red laser and the receiver is based on a CCD component that guarantees a very high immunity to the typical reflections of shiny and not uniform objects. The S62-Y is especially suitable for very fast applications up to 1Khz. The result of the measurement is available thanks to the 4-20mA or 0-10V analogue output or the RS485 serial port. The serial protocol allows also a remote setting of the device via the PC based Graphic User Interface. Typical applications are in the wood industry for the verification of the worked products, metal working, positioning for assembly lines and pick-and-place.

PHOTOELECTRIC DEVICES FOR MEASUREMENT

Light arrays, line and ultrasonic sensors



SERIES		DS1	DS2	
Light array <i>(controlled height)</i>		100...300 mm	150...1650 mm	
Line sensor <i>(controlled height)</i>				
Ultrasonic sensor				
Resolution		4...10 mm	6/25 mm	
Number of beams		16...48	21...231 (res=6mm) 18...36 (res=25mm)	
Light emission		IR	IR	
Response time		1...2.75 ms	5...90 ms	
Serial interface			RS485	
Setting		Trimmer	Dip-switches Graphic interface	
Operating distance		0.15...0.8 m 0.15...2.1 m 0.2...4 m	0.3...5 m	
Hysteresis				
TECHNICAL DATA	Power supply	Vdc Vac Vac/dc	24  	24  
	Output	PNP	•	•
		NPN		
		NPN/PNP		
		relay (triac)		
		other	0...10 V	0...10 V
	Connection	cable		
		connector	M12 4-poles for TX / M12 5-poles for RX	M12 4-poles for TX / M12 8-poles for RX
		terminal block		
	Approximate dimensions (mm)		20 x 41	35 x 40
Housing material		aluminium	aluminium	
Mechanical protection		IP65	IP65	



DS3	S65-Z	US18	US30
150...600 mm			
	150 mm		
	0.15 mm		
0.5/0.8 mm (crossed beams) 6 mm (parallel beams)		± 1 mm (2.5 ms) ± 0.5 mm (30 ms)	0.1 % distanza
24. . .96	1 (retroreflex)		
IR	IR		
3...12 ms (crossed beams) 23...92 ms (parallel beams)	3.8 ms		
	RS485		
Teach-in	Teach-in	Teach-in	Teach-in
0.2...2 m	200 mm	30 ... 300 mm	200 ... 1000 mm 300 ... 2000 mm
		0.7 mm	2 mm
24	10...30	10...30	10...30
.	.	.	.
0. . . 10 V	4...20mA	4...20mA / 0 ... 10 V	4...20mA / 0 ... 10 V
M12 4-poles for TX / M12 8-poles for RX	M12 8-poles	M12 5-poles	M12 5-poles
35 x 40	25 x 50 x 50	18x91 (axial) 18x95 (radial)	30 x 63.6 x 45
aluminium	ABS	Polyester	Polyester
IP65	IP67	IP67	IP67

PHOTOELECTRIC DEVICES FOR MEASUREMENT

Distance sensors



SERIES		S80-Y0	S80-YL0	
Distance sensor		0.3... 4 m	0.3... 7 m	
Digital resolution		0.9 mm	0.4 mm	
Linearity		0.3 %	0.3 %	
Switching frequency		100 Hz (Normal) 500 Hz (Fast)	100 Hz	
Light emission		red Laser  cl.2	red Laser  cl.2	
Response time		5 ms (Normal) 1 ms (Fast)	5 ms	
Serial interface		RS485	RS485	
Setting		Teach-in	Teach-in	
Operating distance				
Hysteresis				
TECHNICAL DATA	Power supply	Vdc Vac Vac/dc	15... 30  	15... 30  
	Output	PNP NPN NPN/PNP relay (triac) other	.	.
	Connection	cable connector terminal block	4...20 mA M12 8-poles	4...20 mA M12 8-poles
	Approximate dimensions (mm)		34 x 90 x 73	34 x 90 x 73
	Housing material		aluminium	aluminium
	Mechanical protection		IP67	IP67



S80-Y1	S80-Y2	S81	S62-Y
0.3 . . . 20.3 m (on R80 reflector)	0.3 . . . 100.3 m (on R80 reflector)	0.3...4 m	80 ± 40 mm
0.6 mm	6 mm	0.9 mm	< 50 µm
0.25 %	0.15 %		< 0.1%
100 Hz (Normal) 500 Hz (Fast)	100 Hz (Normal) 500 Hz (Fast)	80 Hz	1 KHz
red Laser  cl.2	red Laser  cl.2	red Laser  cl.2	red Laser  cl.2
5 ms (Normal) 1 ms (Fast)	5 ms (Normal) 1 ms (Fast)	6 ms	1 ms
RS485	RS485		RS485
Teach-in	Teach-in	Teach-in	Teach-in
		30 mm (M models)	
15 . . . 30  	15 . . . 30  	15...30  	12...24  
.	.	.	.
4...20 mA	4...20 mA	0...10 V	0...10 V or 4...20 mA
M12 8-poles	M12 8-poles	M12 5-poles	M12 8-poles
34 x 90 x 73	34 x 90 x 73	58 x 31 x 31	18 x 50 x 50
aluminium	aluminium	ABS	ABS
IP67	IP67	IP67	IP67

PHOTOELECTRIC DEVICES FOR INSPECTION

SVS1 series

The quickest plug-and-play vision sensor

- Real embedded vision sensor
- Quick setup via VSC unit
- No PC needed
- Real time monitoring
- Single control inspection



NEW SERIES

The SVS1 series is the easiest solution for the machine vision applications. SVS1 relies on the concept of a completely embedded vision sensor. The setup is very quick and intuitive thanks to the VSC unit, the external configurator with 3.5" colour display and push-buttons. No PC is needed for the configuration. The image processing is completely carried-out inside the sensor, which is able to work in stand alone mode after the setup. The VSC unit can provide a real time monitoring of the images, but it is not required during the functioning of the sensor and so it can be disconnected and used to setup multiple sensors. SVS1 allows a single control on each image, but offers different kind of tools to solve several tasks: product orientation on conveyor belts, presence/absence on assembly lines, overprinting controls on packaging machineries.

SVS2 series

The sharpest stand alone vision sensor

- Flexible setup via PC
- Ethernet communication
- Object recognition or identification tools
- 360° pattern matching
- Multiple control inspections



NEW SERIES

The SVS2 series of vision sensors presents all the characteristics able to solve artificial machine vision problems in a flexible and intuitive manner. The setup of the SVS2 is carried-out on a PC using Ethernet connection, ensuring a high level of flexibility. A Graphic User Interface based on a Wizard system leads step by step the user in the creation of the inspection. Different models according to different software tools are available: Object Recognition, Advanced Object Recognition (with 360° pattern matching), Identification (Barcode, Datamatrix and OCV). The sensor can store up to 20 different inspections, that can be selected using digital pulses or via Ethernet. The sensor is able to contemporarily carry-out different controls on the same object, thus reducing installation time and costs compared to using more devices in the same application.

SCS1 series

One-for-all Smart Camera Sensor

- CMOS 640x480 image sensor
- Integrated or external illuminator
- Measurement, control and inspection
- Ethernet port and RS232 / RS485



NEW PERFORMANCES

The SCS1 Smart Camera offers all the functions of a vision system, together with the simplicity and costs of an advanced sensor. Multiple controls available: measurement, blob analysis, Pattern and Contour Match, circle locator. The illuminator can be integrated or external. The sensor can be configured via Host PC through the Ethernet port and works in a stand-alone mode. Two PNP outputs activated according to the inspection, configurable inputs and RS232 and RS485 serial interfaces are present on the standard M12 8-pole connector. The standard CS or C-mount optics are interchangeable.

SIL series

Illuminators for industrial artificial vision

- Linear, areolar, puntiform or backlight models
- Red, blue, green, white or IR light LED
- Resistant IP65 housing
- Laser visible red emission






NEW PERFORMANCES

The solid state SIL illuminators have been developed to offer a complete range of industrial lighting solutions for machine vision, illumination for bar code readers and visual checking and also lightening for microscopy. Many different SIL models are available including Line, Area, Back, Ring or Spot Light, able to cover all the main industrial lighting requirements. Red, blue, green, white or IR emission LEDs and lenses with different emission angles are available on demand. Furthermore, a new laser visible red emission version is available. Models with continuous or strobe light with a control unit also are available. The sturdy metal housing guarantees high mechanical protection, connection is fast and easy thanks to standard M8 4-pole connectors.

PHOTOELECTRIC DEVICES FOR INSPECTION

Smart Camera Sensors



SERIES		SCS1	
Category		Smart camera	
Resolution		640 x 480	
Frame per second		up to 150	
Illuminator		integrated or external via M8 conn.	
Connectivity		Ethernet	
Serial interface		RS232 / RS485	
Configuration		USEasy® PC GUI	
Functioning		stand-alone	
Lenses		C or CS-mount	
Functions		measurement and inspection	
TECHNICAL DATA	Power supply	Vdc Vac Vac/dc	24  
	Output	PNP	.
		NPN	.
		NPN/PNP	.
		relay (triac)	.
		other	.
	Connection	cable	
		connector	M12 8-poles / M8 4-poles / RJ45
		terminal block	
	Approximate dimensions (mm)		75 x 100 x 40
Housing material		aluminium	
Mechanical protection		IP40	

Illuminators








SERIES		SIL	SIL	
Models		Line - Area - Ring - Spot - Back	Laser	
Driver		integrated or external	integrated	
Light source		power LED	Laser 650 nm	
Lenses		DATASENSOR Power Optics		
Light emission		red / green / blue / white / IR	red	
Emission angles		6° - 25° - 45° - 10x30°	60°	
Strobe signal		5...24 Vdc	0...30Vdc	
Light intensity at 500 mm		250...1000 lux		
Laser class			5 mW 	
TECHNICAL DATA	Power supply	Vdc	24	
		Vac		
		Vac/dc		
	Output	PNP		
		NPN		
		NPN/PNP		
		relay (triac)		
		other		
	Connection	cable	M8 4-poles	M12 4-poles
		connector		
	terminal block			
Approximate dimensions (mm)				
Housing material		aluminium	aluminium	
Mechanical protection		IP65	IP65	

PHOTOELECTRIC DEVICES FOR INSPECTION

Smart Vision Sensors



SERIES		SVS1	SVS2
Category		Vision Sensor	Vision Sensor
Resolution		640 x 480	640 x 480
Frame per second		up to 60	up to 60
Illuminator		integrated	integrated
Connectivity		configurator connection	Ethernet
Serial interface			RS 232
Configuration		VSC configurator	PC Graphic user interface
Functioning		stand-alone	stand-alone
Lenses		6/8/12/16 mm	6/8/12/16 mm
Functions		measurement & inspection	measurement & inspection or identification
TECHNICAL DATA	Power supply	24  	24  
	Output	.	.
	Connection	2x M12 8-poles	M12 8-poles / M12 4-poles
	Approximate dimensions (mm)	52 x 58 x 40	52 x 58 x 40
	Housing material	aluminium/plastic	aluminium/plastic
	Mechanical protection	IP50	IP50

PHOTOELECTRIC DEVICES FOR SAFETY

SE4 series

Type 4 *SAFEasy*™ Base and Plus safety light curtains

- 150 to 1650 mm controlled heights
- 14, 20, 30, 35 mm resolution and 2, 3, 4 beams
- Finger, hand or body protection
- Versions with Blanking and EDM functions
- Cascade Master/Slave versions and EDM



COMPLETE SERIES

The SE4 series offers the widest range of Type 4 safety light curtains, including standard Base versions and Plus models with Blanking, Master and Slave Cascadable and EDM functions. Models with 150 - 1650 mm controlled heights are available, with 14, 20, 30 or 35 resolution for finger or hand protection and with 2, 3 or 4 beams for body protection. The Restart and Muting configuration is made using dip-switches protected via HW and SW. The Fixed or Floating Blanking function allows to avoid the detection of objects in a fixed position or in a repetitive movement inside the detection area. The Master and Slave versions can be connected in cascade, forming for example vertical and horizontal 'L-shaped' light curtain systems. The EDM controls also the external relay.

SE4-R series

Type 4 *SAFEasy*™ Retroreflex safety light curtains

- 500 mm controlled height
- 2 beam model for body protection
- Passive unit with mirrors or reflectors
- Operating distance up to 7.5 m (linear version) or up to 3 m ('L' and 'T' versions)
- 'L' and 'T' versions with integrated Muting sensors



NEW PERFORMANCES

The Type 4 retroreflex safety light curtains of the SE4-R series is formed by the active SE4-RA1 unit and by the passive unit with mirrors integrated in the SE4-RDB light curtain or with two SE4-RSM accessory deviating mirrors. The detection height is 500 mm and the operating distance reaches 7.5 m for the linear version or 3 m for the 'L' and 'T' versions. The Restart, EDM and Muting functions are integrated and selectable through the dip-switches on the active unit. 'L' or 'T' shaped versions are available for applications requiring the Muting function. The SE4-R light curtains represent a reliable and cost-effective alternative to light curtains with active units on emitter and receiver sides thanks to reduced costs and installation time as well as the advantage of cabling only the active unit.

SE4T-L series

Type 4 *SAFEasy*™ safety light curtains with SE4 T/L Muting functions

- 500 or 800 mm controlled heights
- Models with 2 or 3 beams for body protection
- Integrated sensor and Muting lamp
- 'L' (one-way) or 'T' (two-way) system
- Linear model for external Muting sensors



NEW PERFORMANCES

The Type 4 safety light curtains of the SE4T-L series have the Muting function completely integrated, thanks to the use of pre-assembled, pre-wired and pre-aligned sensors. Models with 'T' integrated Muting sensors for two-way Muting, 'L' integrated Muting sensors for one-way Muting and linear versions without integrated Muting sensors are available. Versions with 2 or 3 safety beams, with 500 and 800 mm. The operating distances reaches 3 m for the 'T' and 'L' versions using retroreflex arms and 7 m with through beam arms. The linear versions have 25 m operating distances. Integrated Muting lamp and configuration carried-out by dip-switches protected HW and SW distinguish this product series. Muting is necessary when the material has to pass through the dangerous area as for example in palletisers/ depalletisers.

SG2 series

Type 2 *SAFEasy*TM safety light curtains with the best performance/cost ratio

- 2 models: BASE and EXTENDED
- Resolution 30, 50 and 90 mm
- Operating distance up to 19 m and controlled height reaching 1800 mm
- Plus functions for EXTENDED models: EDM, Anti-Interference system, selectable Manual/Automatic Restart



NEW SERIES

The new SG2 Type 2 safety light curtains represent the natural evolution of the SF2 series. Two models are available, SG2-B 'Base' and SG2-E 'Extended', in order to guarantee replacement of the SF2 series (SG2-B) and the availability of advanced functions for a Type 2 safety light curtain, such as EDM and Anti-Interference (SG2-E). Other distinctive features include the operating distance reaching 19 m, controlled heights ranging from 150 to 1800 mm, one of the best response times available today, as well as the more functional new profile. The product is also prearranged for the use of new 'TOP-BOTTOM' rotating fixing brackets that simplify and speed the alignment of the TX and RX units, also at long distances and in applications with deviating mirrors.

SG4 series

Type 4 *SAFEasy*TM safety light curtains with base functions

- Resolution: 14 and 30 mm
- Operating distance reaching 19m (for 30mm versions) and controlled heights reaching 1800 mm
- Integrated functions for Type 4 base device: EDM, Manual/Automatic Restart

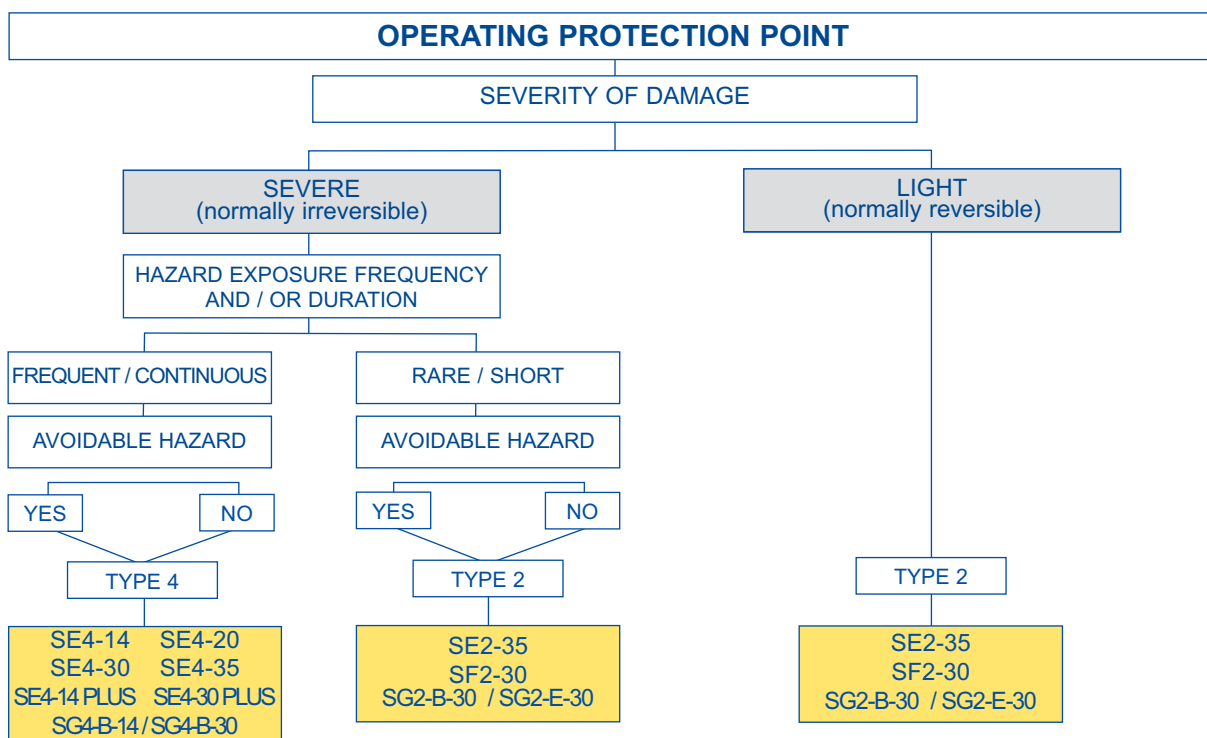


NUOVA SERIE




The new series of *SAFEasy*TM SG4-B safety light curtains widens the existing SG range, whilst representing an evolution of the SE4-PLUS line, offering a Type 4 safety light device for finger protection with base functions. Ideal for applications that do not require complementary functions such as Muting, Cascade and blanking. Improved response time and operating distance, respect to the SE4-PLUS series distinguish this series and make it one of the best performing light curtains available today on the market. All models, with heights ranging from 150 to 1800mm, have 14 and 30 mm resolution for finger and hand protection. The EDM function can be easily activated by wire selection, like the Restart function in manual or automation configuration. The 7-segment display helps the user in understanding the diagnostic messages and product alignment.

PHOTOELECTRIC DEVICES FOR SAFETY

Selection guide

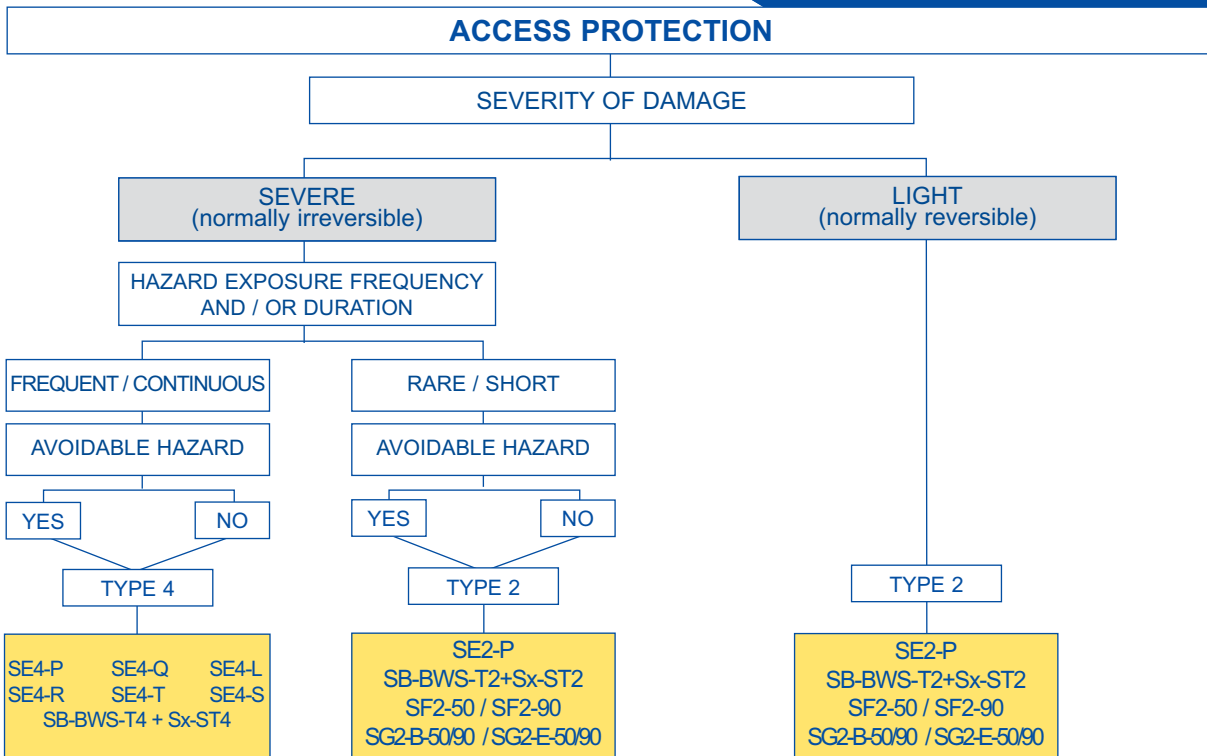


Note: The given information is indicative and synthetic; it is compulsory to refer to the complete **EN 954** standard for a correct risk and safety type evaluation.






	RESOLUTION (mm)	OPERATING RANGE (m)		
	SF2-30	30	15	
	SG2-B-30	30	19	
	SG2-E-30	30	9 / 19*	
			* selectable maximum distance: 9 m or 19 m	
	SE2-35	35	15	
	SG4-B-14	14	6	
	SE4-14	14	6	
	SE4-14 PLUS	14	6	
	SE4-20	20	6	
		SE4-30	30	15
		SE4-30 PLUS	30	15
	SE4-35	35	15	
	SG4-B-30	30	19	

TYPE 2

TYPE 4



Note: The given information is indicative and synthetic; it is compulsory to refer to the complete **EN 954** standard for a correct risk and safety type evaluation.

	RESOLUTION (mm)	OPERATING RANGE (m)	
 Type 2	SE2-P	515 - 415 - 315	50
	SF2-B-50 / 90	50 / 90	15
	SG2-B-50 / 90	50 / 90	19
 Type 2	SG2-E-50 / 90	50 / 90	9 / 19*
	SB-BWS-T2+Sx-ST2	-	up to 50*
			* 8 m with S5/S10-ST2; 50 m with S30-ST2
	SE4-Q	515 - 415 - 315	25
	SE4-P	515 - 415 - 315	50
 Type 4	SE4-T	515 - 415	3
	SE4-L	515 - 415	3
	SE4-S	515 - 415	25
 Type 4	SE4-R 'T'	515	3 7 * 3 m for '-W' versions; 7 m for '-T' versions
	SE4-R 'L'	515	3 7 * 3 m for '-W' versions; 7 m for '-T' versions
	SE4-R Linear	515	7.5
 Type 4	SB-BWS-T4 + Sx-ST4	-	up to 50*
			* 8 m with S5/S10-ST4; 40 m with SL5-ST4; 50 m with S30-ST4

TYPE 2

TYPE 4

PHOTOELECTRIC DEVICES FOR SAFETY

Selection guide

Note: The reference Standard is the **EN 999 'Safety of machinery - the positioning of protective equipment in respect of approach speeds of parts of the human body'**. The given information is indicative and synthetic; it is compulsory to refer to the complete **EN 999** standard for a correct safety distance calculation.

The minimum distance S in mm between the hazardous area and the detection point is expressed by the formula:

$$S = (K \times T) + C$$

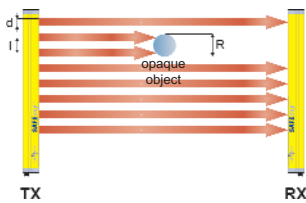
K is a parameter (mm/sec) linked to the approach speed of the human body or parts








T is the total time (sec) necessary to stop the machine, where $T = t_1 + t_2$

t_1 = max. time between the detection actuation and the change of the device switching status

t_2 = max. machine response time

C is an additional distance (mm) based on the device typology used in terms of resolution, where the resolution is the minimum dimension of an opaque object able to obscure at least one of the beams of the sensitive detection area.



$R \leq 40$ mm	Finger or hand protection				R=resolution
$R > 70$ mm	Body protection				
$R < 116$ mm	Presence detection				

NORMAL APPROACH TO THE DETECTION AREA

Safety light curtains with 40 mm maximum resolution

$$S = (K \times T) + C$$

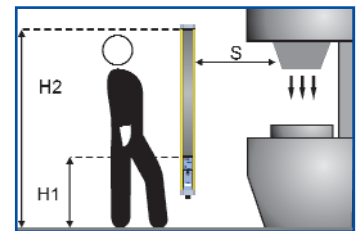
where $K = 2000$ mm/sec, $C = 8(d - 14)$ mm but not smaller than 0,

d = device resolution (mm)

This formula is valid for safety distances S up to 500 mm.

If the result of the formula gives S higher than 500 mm, $K = 1600$ mm/sec

and $S = (1600 \text{ mm/sec} \times T) + 8(d - 14)$ mm



Safety light curtains with 40 to 70 mm resolution

$$S = (K \times T) + C$$

where $K = 1600$ mm/sec, $C = 850$ mm

In all cases, the highest beam height is ≥ 900 mm and the lowest beam is ≤ 300 mm.

Safety light grid with separate multiple beams

$$S = (K \times T) + C$$

where $K = 1600$ mm/sec, $C = 850$ mm

A light grid with 2, 3, 4 separate beams is often used to detect the intrusion of the human body or parts in a specific area; the number of beams and the distance between them depends on the risk estimation made and by specific machine applications. Risks such as slipping under the lower beam, passing over the higher beam, passing through two beams have to be considered. The following table provides the heights from the ground or from reference plane for different beams.

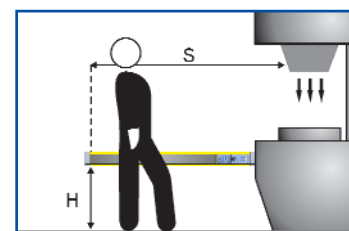
Number of beams	Heights of single beams from the plane (mm)
4	300, 600, 900, 1200
3	300, 700, 1100
2	400, 900

In case of use of a single beam, in an industrial environment, a height of 750 mm is considered appropriate, with the device positioned at a machine distance, where **$S = (1600 \text{ mm/sec} \times T) + 1200 \text{ mm}$** .

PARALLEL APPROACH TO THE DETECTION AREA

$S = (K \times T) + C$

where $K = 1600 \text{ mm/sec}$, $C = (1200 \text{ mm} - 0,4 H)$, not less than 850 mm
 $H_{\text{max}} = 1000 \text{ mm}$, $H_{\text{min}} = 15 (d - 50 \text{ mm})$, where $d =$ resolution of the safety light curtain



ANGLED APPROACH RESPECT TO THE DETECTION AREA

For foreseeable approach angles bigger than 30°, follow the normal approach procedure, while for angles inferior to 30° follow the parallel approach procedure.




Note: The reference Standard is the **EN 999 ‘Safety of machinery - the positioning of protective equipment in respect of approach speeds of parts of the human body’**. The given information is indicative and synthetic; it is compulsory to refer to the complete **EN 999** standard for a correct safety distance calculation.

PHOTOELECTRIC DEVICES FOR SAFETY









Finger protection



TECHNICAL DATA

SERIES		SE4-14	SE4-14 PLUS
According to IEC 61496-1 IEC 61496-2 Power supply		Type 4 integrated light curtains	Type 4 integrated light curtains
Resolution		24 Vdc	24 Vdc
Operating range		14 mm	14 mm
Controlled height		0.2...6 m	0.2...6 m
Response time		150...900 mm	150...1200 mm
OSSD output		18...39 ms	21...68 ms 14...41 ms EDM Models
Connection		2 PNP transistor	2 PNP transistor
Dimensions (mm)		Rx: M12 8-poles Tx: M12 4-poles	Rx: M12 8-poles; Tx: M12 4-poles Rx: M12 5-poles; Tx: M12 5-poles
Device functions		35 x 40	35 x 40
Certifications		Test Manual/auto Restart selection Total/partial Muting selection Override	Test Manual/auto Restart selection EDM selection
Plus functions			 4 models available: EDM Fixed/Floating Blanking EDM Cascading EDM Cascading/Blanking EDM












SE4-20	SG4-B-14
Type 4 integrated light curtains	Type 4 integrated light curtains
24 Vdc	24 Vdc
20 mm	14 mm
0.2...6 m	0.2...6 m
150...1650 mm	150 ... 1800 mm
16...39 ms	10...51 ms
2 PNP transistor	2 PNP transistor
Rx: M12 8-poles Tx: M12 4-poles	Rx: M12 8-poles Tx: M12 4-poles
35 x 40	32 x 37
Test Manual/auto Restart selection Total/partial Muting selection Override	Test Manual/auto Restart selection EDM selection
   	   

PHOTOELECTRIC DEVICES FOR SAFETY









Hand protection



TECHNICAL DATA

SERIES		SE2-35	SF2-30
According to IEC 61496-1 IEC 61496-2 Power supply		Type 2 integrated light curtains	Type2 integrated light curtains
Resolution		24 Vdc	24 Vdc
Operating range		35 mm	30 mm
Controlled height		0.2...15 m	0.2...15 m
Response time		150...1650 mm	150...1500 mm
OSSD output		15...32 ms	24 ms max.
Connection		2 PNP transistor	2 PNP transistor
Dimensions (mm)		Rx: M12 8-poles Tx: M12 4-poles	Rx: M12 5 poles Tx: M12 4 poles
Device functions		35 x 40	31 x 32
Certifications		Test Manual/auto Restart selection Total/partial Muting selection Override	Test Manual Restart Automatic Restart
Plus functions		   	   












SG2-B-30	SG2-E-30
Type2 integrated light curtains	Type2 integrated light curtains
24 Vdc	24 Vdc
30 mm	30 mm
0.2...19 m	0.2...9 m / 0.2...19 m selectable
150...1800 mm	150...1800 mm
8...24 ms	8...24 ms
2 PNP transistor	2 PNP transistor
Rx: M12 5-poles Tx: M12 4-poles	Rx: M12 8-poles Tx: M12 4-poles
32 x 37	32 x 37
Test Automatic Restart	Test Manual/auto Restart selection
   	   
	EDM selectable Selectable max. distance: 9 m or 19 m

PHOTOELECTRIC DEVICES FOR SAFETY

Hand protection



TECHNICAL DATA

SERIES		SE4-20	SE4-30
According to IEC 61496-1 IEC 61496-2 Power supply		Type 4 integrated light curtains	Type 4 integrated light curtains
Resolution		24 Vdc	24 Vdc
Operating range		20 mm	30 mm
Controlled height		0.2...6 m	0.2...15 m
Response time		150...1650 mm	150...1650 mm
OSSD output		16...39 ms	15...32 ms
Connection		2 PNP transistor	2 PNP transistor
Dimensions (mm)		Rx: M12 8-poles Tx: M12 4-poles	Rx: M12 8-poles Tx: M12 4-poles
Device functions		35 x 40	35 x 40
Certifications		Test Manual/auto Restart selection Total/partial Muting selection Override	Test Manual/auto Restart selection Total/partial Muting selection Override
Plus functions		   	   












SE4-30 PLUS	SE4-35	SG4-B-30
Type 4 integrated light curtains	Type 4 integrated light curtains	Type 4 integrated light curtains
24 Vdc	24 Vdc	24 Vdc
30 mm	35 mm	30 mm
0.2...15 m	0.2...15 m	0.2...19 m
150...1650 mm	150...1650 mm	150 ... 1800 mm
16...43 ms 12...26 ms EDM Models	15...32 ms	9...28 ms
2 PNP transistor	2 PNP transistor	2 PNP transistor
Rx: M12 8-poles; Tx: M12 4-poles Rx: M12 5-poles; Tx: M12 5-poles	Rx: M12 8-poles Tx: M12 4-poles	Rx: M12 8-poles Tx: M12 4-poles
35 x 40	35 x 40	32 x 37
Test Manual/auto Restart selection EDM selection	Test Manual/auto Restart selection Total/partial Muting selection Override	Test Manual/auto Restart selection EDM selection
4 models available: EDM Fixed/Floating Blanking EDM Cascading EDM Cascading/Blanking EDM		

PHOTOELECTRIC DEVICES FOR SAFETY


Body protection and presence control



TECHNICAL DATA

SERIES	SE2-P	SB-BWS-T2+Sx-ST2
According to IEC 61496-1 IEC 61496-2 Power supply <div style="display: flex; justify-content: space-around; margin-top: 5px;">    </div>	Type 2 integrated light curtains	Type 2 control unit and sensors
	24 Vdc	24 Vdc
N° beams / resolution	2 - 3 - 4	up to 2
Operating range	0.5...50 m	up to 50 m
Controlled height	500 - 800 - 900 - 1200 mm	
Response time	14 ms	22 ms max
OSSD output	2 PNP transistor	2 relay
Connection	Rx: M12 8-poles Tx: M12 4-poles	terminal block
Dimensions (mm)	35 x 40	75 x 100 x 75
Device functions	Test Manual/auto Restart selection Total/partial Muting selection Override	Test Manual Restart
Certifications	   	 
Plus functions		






SF2-50 / SF2-90	SG2-B-50 / SG2-B-90	SG2-E-50 / SG2-E-90
Type 2 integrated light curtains	Type 2 integrated light curtains	Type 2 integrated light curtains
24 Vdc	24 Vdc	24 Vdc
50 / 90 mm	50 / 90 mm	50 / 90 mm
0.2... 15 m	0.2...19 m	0.2...9 m / 0.2...19 m selectable
300...1500 mm	300...1800 mm	300...1800 mm
15...24 ms	8...20 ms (50 vers.) 8...19 ms (90 vers.)	8...20 ms (50 vers.) 8...19 ms (90 vers.)
2 PNP transistor	2 PNP transistor	2 PNP transistor
Rx: M12 5-poles Tx: M12 4-poles	Rx: M12 5-poles Tx: M12 4-poles	Rx: M12 8-poles Tx: M12 4-poles
31 x 32	32 x 37	32 x 37
Test Manual Restart Automatic Restart	Test Automatic Restart	Test Manual/auto Restart selection
   	   	   
		EDM selectable Selectable max. distance: 9 m or 19 m

PHOTOELECTRIC DEVICES FOR SAFETY

Body protection



TECHNICAL DATA

SERIES		SE4-P	SE4-Q
According to IEC 61496-1 IEC 61496-2 Power supply		Type 4 integrated light curtains	Type 4 integrated light curtains
N° beams		2 - 3 - 4	2 - 3 - 4
Operating range		4...50 m	0.5...25 m
Controlled height		500 - 800 - 900 - 1200 mm	500 - 800 - 900 - 1200 mm
Response time		14 ms	14 ms
OSSD output		2 PNP transistor	2 PNP transistor
Connection		Rx: M12 8-poles Tx: M12 4-poles	Rx: M12 8-poles Tx: M12 4-poles
Dimensions (mm)		35 x 40	35 x 40
Device functions		Test Manual/auto Restart selection Total/partial Muting selection Override	Test Manual/auto Restart selection Total/partial Muting selection Override
Certifications			
Plus functions			



SB-BWS-T4+Sx-ST4

Type 4
control unit and sensors

24 Vdc

up to 4

up to 50 m

32 ms max

2 relay

terminal block

73 x 152 x 118

Test
Manual/auto Restart selection
Total/partial Muting selection
Muting time-out selection
Double Muting/Override












PHOTOELECTRIC DEVICES FOR SAFETY

Body protection with integrated Muting



TECHNICAL DATA

SERIES		SE4-T	SE4-L
<p>According to IEC 61496-1 IEC 61496-2 Power supply</p> 		Type 4 integrated light curtains with Muting sensors 24 Vdc	Type 4 integrated light curtains with Muting sensors 24 Vdc
	N° beams	2 - 3	2 - 3
	Operating range	0.5...3 m ('-W' models) 0.5...7 m ('-T' models)	0.5...3 m ('-W' models) 0.5...7 m ('-T' models)
	Controlled height	500 - 800 mm	500 - 800 mm
	Response time	14 ms	14 ms
	OSSD output	2 PNP transistor	2 PNP transistor
	Connection	Rx: M12 8-poles/M12 5-poles Tx: M12 4-poles ('-W' models) Tx: M12 4-poles/M12 4-poles ('-T' mod.)	Rx: M12 8-poles/M12 5-poles Tx: M12 4-poles ('-W' models) Tx: M12 4-poles/M12 4-poles ('-T' mod.)
	Dimensions (mm)	35 x 40	35 x 40
	Device functions	Two-way Muting Test Manual/auto Restart selection Muting time-out selection EDM selection Override	One-way Muting Test Manual/auto Restart selection Muting time-out selection EDM selection Override
	Certifications	   	   
Plus functions			



SE4-S

Type 4
integrated light curtains
for external Muting sensors
24 Vdc

2 - 3

0.5...25 m

500 - 800 mm

14 ms

2 PNP transistor

Rx: M12 8-poles/M12 5-poles
Tx: M12 4-poles ('-W' models)
Tx: M12 4-poles/M12 4-poles ('-T mod.)

35 x 40

One-way or two-way Muting
Test
Manual/auto Restart selection
Muting time-out selection
EDM selection
Override






PHOTOELECTRIC DEVICES FOR SAFETY

Body protection with passive unit and integrated Muting



TECHNICAL DATA

SERIES	SE4-R-'T'	SE4-R-'L'
According to IEC 61496-1 IEC 61496-2 Power supply	Type 4 retroreflex light curtains	Type 4 retroreflex light curtains
	24 Vdc	24 Vdc
N° beams	2	2
Operating range	0.5...3 m	0.5...3 m
Controlled height	500 mm	500 mm
Response time	14 ms	14 ms
OSSD output	2 PNP transistor	2 PNP transistor
Connection	active unit: M12 5-poles / M12 8-poles passive unit: non connected	active unit: M12 5-poles / M12 8-poles passive unit: non connected
Dimensions (mm)	active unit: 35 x 40 passive unit: 52 x 55	active unit: 35 x 40 passive unit: 52 x 55
Device functions	Two-way Muting Test Manual/auto Restart selection Muting time-out selection EDM selection Override	One-way Muting Test Manual/auto Restart selection Muting time-out selection EDM selection Override
Certifications		
Plus functions		



SE4-R LINEAR

Type 4
retroreflex light curtains

24 Vdc

2

0.5...25 m

500 mm

14 ms

2 PNP transistor

active unit: M12 5-poles / M12 8-poles
passive unit: non connected

active unit: 35 x 40
passive unit: 52 x 55

- One-way or two-way Muting
- Test
- Manual/auto Restart selection
- Muting time-out selection
- EDM selection
- Override



PHOTOELECTRIC DEVICES FOR SAFETY

Accessories

Shielded connector cables

CV SERIES

The use of shielded cables is compulsory for the safety devices of the SE2, SE4 light curtains and for the Sx-ST2/ST4 safety sensor series.

- M12 axial or radial connector and cable with 4, 8 poles
- Cable length: 3, 5, 10, 15, 25 m
- Cable material: PVC



Unshielded connector cables

CS SERIES

M12 4-pole unshielded connectors are available for the connection of the Muting sensors. M12 4, 5 and 8-pole UL2464 cable connectors are available for SG2 and SG4-B series.

- M12 axial or radial connector and cable with 3, 4, 5, 8 poles
- Cable length : 3, 5, 7, 10, 15, 25 m
- Cable material: PVC

Fixing brackets

ST SERIES

The fixing brackets are supplied together with the safety light curtains of the SE2, SE4 and SF2 series.

Standard fixing brackets (4 pcs kit) are available as accessories for the SE2 and SE4 safety light curtains, as well as orientable, anti-vibration supports. Standard fixing brackets (12 pcs kit) and anti-scratch fixing brackets (4 pcs kit) are available for the SF2 safety light curtains.



The TOP-BOTTOM rotating fixing brackets help the user in the alignment phase even in the most critical conditions thanks to an 180° rotating angle and a $\pm 10^\circ$ fine adjustment angle. The rotating bracket kit is supplied together with the SG2-E light curtains and is available as an accessory for the entire SG2-B and SG4-B series.



Safety relays

SE - SR2 SERIES

To be used with the SE2, SF2, SE4, SG2 and SG4 safety light curtain series.

- Type 4 safety relays
- Safety contacts: 3 NO 1 NC.



Test pieces

TP SERIES

Light curtain test pieces with 14, 20, 30, 35, 40, 50 and 90 mm diameter.



Muting devices

LMS SERIES

Muting lamps: standard, tower modular, with horizontal and vertical mounting.

Muting sensors: all DATASENSOR non-safety sensors can be used.



EDM relay box

CS SERIES

The connection box has been developed with 3 NO contacts and 1 NC contact for signal feedback in order to simplify and ease EDM connection of the Type 2 and Type 4 safety light curtains integrated with EDM function.

- Module for Type 2 and Type 4 light curtains
- Output contacts: 3 NO safety contacts and 1 NC feedback/EDM contact



Connection box

SE - SRT SERIES

Connection box for light curtains with integrated Muting function, allowing a rapid activation of the Override function using key switches and Test / Start commands via the specific push-button. Compatible with the SE4T-L and SE4-R light curtains.

PHOTOELECTRIC DEVICES FOR SAFETY

Accessories

Column and floor stands

SE - S SERIES

To be used with the SE2, SE4, SF2 light curtains and SE-DM deviating mirror series.

Available in different heights: 800, 1000 and 1200 mm with 30 x 30 mm profile dimensions. 1500 and 1800 mm with 45 x 45 mm profile dimensions. Ground fixing plate dimensions: 240 x 240 mm.



Deviating mirrors

SE - DM SERIES

To be used with the SE2, SE4, SF2 light curtains and mono-beam

Sx-ST2/ST4 safety sensor series.

Available in different heights ranging 150 mm to 1800 mm.

Deviating mirror dimension: 124 mm width, 6 mm depth.

Protective stands and deviating mirrors

SG - PS / SG - DM SERIES

Sturdy aluminium column stands for shock protection of the mirrors and safety light curtains. All the SE and SG light curtain series can be mounted inside the support as well as the SG-DM mirror series. The fixing system supplied and spherical spirit level at the stainless steel base guarantee fast installation and precise alignment.

Note: please carefully follow the instructions supplied in the user manual relative to the operating distances for the correct use fo the deviating mirrors.



Laser pointer

SE - LP SERIES

To be used with the SE2, SE4 and SF2 to support emitter and receiver alignment.




Lens shield

SG - LS SERIES

PMMA plate to mount on the front glass of the light curtain to protect it against dust, splinters and/or drops of incandescent material.

Lens shield is available for safety light curtain with a 150-1800 mm controlled height.



IP69K protection

SG - IP69K SERIES

Tubular profile for SG light curtains to guarantee IP67/IP69K protection, ideal for the typical "food" industry applications where strong detergents or aggressive agents are frequently used. Accessory is available for safety light curtain with a 150-1800 mm controlled height.



Protective stands

SE - P SERIES

To be used with the SE2, SE4 and SF2 safety light curtains. Available in different heights ranging from 273 to 1743 mm.

TEMPERATURE CONTROLLERS

THE series

1/8 DIN mP-based controllers

- Standard 48x96 mm format
- Versions with 2 or 3 control points
- PID action with ADT autoadaptive
- Diagnostic of the regulation loop
- Automatic or manual regulation



The THE temperature controllers, in the standard 48x96 mm format, are available in versions with single or double display, with 12-24 Vac/dc or 80-240 Vac, and 2 or 3 control points with main relay or transistor output. The main PID control action adjusts itself automatically to the optimum parameters with the AT initial autotuning, or with the ADT permanent autoadaptive function. The auxiliary outputs can be programmed on 16 different alarm functions or fixed points. The LFA diagnostic function is able to detect failures along the entire regulation loop, from the sensor to the actuator; moreover the regulation can be either automatic (closed loop) or manual (open loop), setting the output percentual value.

THQ series

1/16 DIN mP-based controllers

- Standard 48x48 mm format
- Panel configurable parameters
- TC-J/K and RTD Pt100 inputs
- PID action with ADT autoadaptive
- LFA diagnostics of the regulation loop



The microprocessor-based controllers of the THQ series are characterised by remarkable regulation precision, in particular in heat-sealing and thermoforming operations typical of the automatic packaging. The AT initial autotuning and the ADT permanent autoadaptive functions can both be activated through the PID control action, responding excellently to frequent or fast system variations, as for example in process start and stop. The panel with single or double display allows the setting of all the controller's values and configurations, such as sensor input, control action and alarm functions. The LFA diagnostic function is able to detect sensor, cable or heating resistance failures.

THT series

1/16 DIN basic and advance controllers

- Standard 48x48 mm format
- Relay output or static output for SSR
- 4-20 mA or 0-10 V analogue output
- Current transformer and HBA function
- RS485 serial for MODBUS-RTU protocol



The TH-T temperature controller series includes basic models suitable for more simple and cost-effective applications as well as advanced models created specifically for the more evolved control and interface systems. Programming of the temperature controllers is quick and easy as the most frequently-used configurations can be set with few keyboard operations. Models with a RS485 serial interface can send the parameter configuration and receive the controlled values through an industrial PC that can control different units. Versions with a current transformer input, available as an accessory for measurements reaching 25 or 100 A, can detect even a partial load failure, as for example due to a broken heating element. The series includes models with opto-isolated relay and transistor outputs to control static relays, as well as models with 4-20 mA or 0-10 V normalised proportional analogue outputs.

EUROPE

DATALOGIC AUTOMATION

Headquarters

Via S. Vitalino, 13
40012 Lippo di Calderara di Reno
Bologna - Italy
Tel. +39 051/3147011
Fax +39 051/3147453
info.automation@datalogic.com

DATALOGIC AUTOMATION IBERIA

Sucursal en España

C/. Samontá nº 25, 4ª Planta
08970 Sant Joan Despí, Barcelona - Spain
Tel. +34 93/4772059
Fax +34 93/477272
info.automation.es@datalogic.com

DATALOGIC AUTOMATION S.R.L.

Italien Filial

Höjdrodergatan 21
SE-212 39 Malmö - Sweden
Tel. +46 40/385000
Fax +46 40/385001
info.automation.se@datalogic.com

Datalogic Automation Benelux

Coltbaan 25 - 3439 NG Nieuwegein
The Netherlands
Tel. +31 30/6023410
Fax +31 30/6022064
info.automation.nl@datalogic.com

DATALOGIC AUTOMATION S.R.L.

Niederlassung Central Europe

Uracher Straße 22
D-73268 Erkenbrechtsweiler - Germany
Tel. +49 7026/6080
Fax +49 7026/608849
info.automation.de@datalogic.com

DATALOGIC AUTOMATION S.R.L.

Succursale en France

Le Parc Technologique de Lyon
333 Crs du 3ème Millénaire,
69800 Saint Priest - France
Tel. +33 4/72476180
Fax +33 4/72470721
info.automation.fr@datalogic.com

DATALOGIC AUTOMATION UK

Datalogic House
Dunstable Road - Redbourn
Hertfordshire AL3 7PR - United Kingdom
Tel. +44 1582/464900
Fax +44 1582/464999
info.automation.uk@datalogic.com

AMERICA

DATALOGIC AUTOMATION INC

3000 Earhart Court, Suite 135
Hebron, Kentucky
41048 United States
Tel. +1 859/6897000
Fax +1 859/3344970
info.automation.us@datalogic.com
Toll Free Phone +1 800/8495358
Toll Free Fax +1 800/8495357

ASIA

DATALOGIC AUTOMATION ASIA LTD

Suite 902, Suncome Liauw's Plaza,
738 Shang Cheng Road, Pudong,
Shanghai 200120, China
Tel: +86 21/58366692/3
Fax: +86 21/58366695
info.automation.cn@datalogic.com

DATALOGIC AUTOMATION ASIA LTD

Unit 1-3, 7/F, Yuen Long Trading Centre,
33 Wang Yip St. West, Yuen Long, NT. - Hong Kong
Tel +852 2785/3912
Fax +852 2785/3913
info.automation.hk@datalogic.com

IDEC DATALOGIC.CO.LTD

7-31, Nishi - Miyahara 1 - Chome
Yodogawa, Ku Osaka 532004 - Japan
Tel. +816 6398/3200
Fax +816 6398/3202
info.automation.jp@datalogic.com

AUSTRALIA - NEW ZEALAND

DATALOGIC AUTOMATION PTY LTD

Unit 130 - 45 Gilby Road
Mount Waverley - Victoria
3149 Australia
Tel. +61 3/95589299
Fax +61 3/95589233
info.automation.au@datalogic.com



9C501520E

Product and Company names and logos referenced may be either trademarks or registered trademarks of their respective companies. We reserve the right to make modifications and improvements.

DATALOGIC™

DATALOGIC AUTOMATION