

# TriCoder Setup Menu

## Start Setup







































































- 1) scan "Start Setup" to put TriCoder into setup mode .
- 2) scan parameter to change, (i.e. Code 3 of 9, Postamble ).
- 3) scan corresponding bar codes from Barpad Table (0-9,A-F) to change settings.
- 4) scan "End Setup" after all changes have been made.

## End Setup




























































## Parameters In Common With All Models of TriCoder

<p><b>Code 3 of 9</b></p>  <ul style="list-style-type: none"> <li>* 0) Enable Code 39</li> <li>1) Disable Code 39</li> <li>* 2) Enable Full ASCII</li> <li>3) Disable Full ASCII</li> <li>* 4) Enable Accumulate Mode</li> <li>5) Disable Accumulate Mode</li> <li>6) Transmit Start/Stop</li> <li>* 7) Don't Transmit Start/Stop</li> <li>8) Enable Mod 43 Check Character</li> <li>* 9) Disable Mod 43 Check Character</li> <li>A) Transmit Mod 43 Check Character</li> <li>* B) Don't Transmit Mod 43 Check Character</li> <li>C) Caps Lock ON</li> <li>* D) Caps Lock OFF</li> </ul>	<p><b>UPC and EAN</b></p>  <ul style="list-style-type: none"> <li>* 0) Enable UPC/EAN</li> <li>1) Disable UPC/EAN</li> <li>2) Enable Supplements</li> <li>* 3) Disable Supplements</li> <li>* 4) Transmit UPC-A NSC</li> <li>5) Don't Transmit UPC-A NSC</li> <li>* 6) Transmit UPC-A Check Digit</li> <li>7) Don't Transmit UPC-A Check Digit</li> <li>8) Transmit UPC-E NSC and EAN-8 Flag Ch</li> <li>* 9) Don't Transmit UPC-E NSC or EAN-8 Flag Ch</li> <li>A) Transmit UPC-E/EAN-8 Check Digit</li> <li>* B) Don't Transmit UPC-E/EAN-8 Check Digit</li> <li>* C) UPC-E Compressed Transmission</li> <li>D) UPC-E Expanded Transmission</li> <li>* E) EAN-8 observes 9 &amp; A above</li> <li>F) EAN is forced to transmit 8 digits always</li> </ul>	<p><b>Barpad Table</b></p> <table border="0"> <tr> <td style="text-align: center;">0</td> <td style="text-align: center;">8</td> </tr> <tr> <td></td> <td></td> </tr> <tr> <td style="text-align: center;">1</td> <td style="text-align: center;">9</td> </tr> <tr> <td></td> <td></td> </tr> <tr> <td style="text-align: center;">2</td> <td style="text-align: center;">A</td> </tr> <tr> <td></td> <td></td> </tr> <tr> <td style="text-align: center;">3</td> <td style="text-align: center;">B</td> </tr> <tr> <td></td> <td></td> </tr> <tr> <td style="text-align: center;">4</td> <td style="text-align: center;">C</td> </tr> <tr> <td></td> <td></td> </tr> <tr> <td style="text-align: center;">5</td> <td style="text-align: center;">D</td> </tr> <tr> <td></td> <td></td> </tr> <tr> <td style="text-align: center;">6</td> <td style="text-align: center;">E</td> </tr> <tr> <td></td> <td></td> </tr> <tr> <td style="text-align: center;">7</td> <td style="text-align: center;">F</td> </tr> <tr> <td></td> <td></td> </tr> </table>	0	8			1	9			2	A			3	B			4	C			5	D			6	E			7	F		
0	8																																	
																																		
1	9																																	
																																		
2	A																																	
																																		
3	B																																	
																																		
4	C																																	
																																		
5	D																																	
																																		
6	E																																	
																																		
7	F																																	
																																		
<p><b>2 of 5 Code</b></p>  <ul style="list-style-type: none"> <li>0) Enable I 2of5</li> <li>* 1) Disable I 2of5</li> <li>2) Enable Check Digit</li> <li>* 3) Disable Chk Digit</li> <li>4) Transmit Check Digit</li> <li>6) Enable 2 of 5</li> <li>* 5) Don't Transmit Ck</li> <li>* 7) Disable 2 of 5</li> </ul>	<p><b>Codabar</b></p>  <ul style="list-style-type: none"> <li>0) Enable Codabar</li> <li>* 1) Disable Codabar</li> <li>2) Enable CLSI Codabar</li> <li>* 3) Disable CLSI Codabar</li> <li>* 4) Suppress Start/Stop</li> <li>5) Enable Start Stop</li> </ul>																																	
<p><b>2 of 5 Length</b></p>  <p>Scan 2 digit length (default is 06)</p>	<p><b>Code 128</b></p>  <ul style="list-style-type: none"> <li>* 0) Disable Code 128</li> <li>1) Enable Code 128</li> <li>* 2) Disable UCC/EAN 128</li> <li>3) Enable UCC/EAN 128</li> </ul>																																	
<p><b>Code 93</b></p>  <ul style="list-style-type: none"> <li>0) Enable</li> <li>* 1) Disable</li> <li>2) Enable Full ASCII</li> <li>* 3) Disable Full ASCII</li> </ul>	<p><b>MSI/Plessey</b></p>  <ul style="list-style-type: none"> <li>* 0) Disable</li> <li>1) Enable 1 Mod 10</li> <li>2) Enable 2 Mod 10</li> <li>3) Enable Mod 11/Mod 10</li> <li>5) Transmit 1 check digit</li> <li>7) Enable Plessey bar code</li> <li>* 4) Transmit no check digit</li> <li>6) Transmit 2 check digits</li> </ul>																																	
<p><b>RSS-14</b></p>  <ul style="list-style-type: none"> <li>* 0) Disable</li> <li>1) Standard 14 digits</li> <li>2) 14 + Identifiers</li> <li>3) 14 + UCC-128 Emul.</li> </ul>																																		
<p><b>Computer Interface</b></p>  <ul style="list-style-type: none"> <li>0) PC USB Keyboard</li> <li>* 1) PC Keyboard</li> <li>* 3) RS-232 ASCII Data</li> <li>5) RS-422</li> <li>6) PC USB High Speed Upload</li> <li>8) PC Keyboard Learned Timing</li> <li>9) Mac USB Keyboard</li> </ul>		<p><b>Beep Tone</b></p>  <ul style="list-style-type: none"> <li>0) Lowest</li> <li>1) Low</li> <li>* 2) Medium</li> <li>3) High</li> <li>4) Highest</li> </ul>																																
<p><b>Intercharacter Delay</b></p>  <ul style="list-style-type: none"> <li>* 0) None</li> <li>1) Short</li> <li>2) Short Medium</li> <li>3) Medium</li> <li>4) Long</li> </ul> <p>To adjust for BIOS/Clock speeds</p>		<p><b>Terminator Character</b></p>  <ul style="list-style-type: none"> <li>* 0) CR</li> <li>1) Tab</li> <li>2) None</li> <li>3) CR/LF</li> </ul>																																
<p><b>Keyboard Country</b></p>  <ul style="list-style-type: none"> <li>* 00) USA</li> <li>01) French</li> <li>02) German</li> <li>03) Belgian</li> <li>04) French Canadian</li> <li>05) Danish</li> <li>06) Dutch</li> <li>07) Italian</li> <li>08) Latin American</li> <li>09) Norwegian</li> <li>10) Portuguese</li> <li>11) Spanish</li> <li>12) Swedish</li> <li>13) Swiss</li> <li>14) U.K.</li> </ul>																																		
<p><b>Postamble</b></p>  <p>Scan up to 15 characters from the Full ASCII menu. Scan SET when finished.</p>	<p><b>Preamble</b></p>  <p>Scan up to 15 characters from the Full ASCII Menu. Scan SET when finished</p>	<p><b>Speaker / Batteries</b></p>  <ul style="list-style-type: none"> <li>* 0) Speaker ON</li> <li>1) Speaker OFF (Earphones only)</li> <li>* 2) Alkaline Batteries in use</li> <li>3) Rechargeables in use</li> </ul>																																
<p><b>SET</b></p> 	<p><b>RESET</b></p>  <p><b>WARNING!</b> Scanning RESET after scanning START SETUP resets the reader back to DEFAULT settings, eliminating any setup changes for all parameters.</p>	<p><b>CLEAR</b></p>  <p>Clears Preamble and Postamble. Resets scanned parameter back to default settings.</p>																																











# Parameters In Common With All Models of TriCoders



<p><b>Operation Mode</b></p>  <p>0) Non Portable Mode 1) Programming Mode 2) Data Collection Mode 3) Data Upload Mode 4) Program Transmit Mode 5) Program Receive Mode</p>	<p><b>Voice Messages</b></p>  <p>Scan 6 digits for message partitioning: 1-2 = no. of 1/2 sec. messages 3-4 = number of 1 sec. messages 5-6 = number of 2 sec. messages</p>	<p><b>Barpad Table</b></p> <table border="0"> <tr> <td>0</td> <td>8</td> </tr> <tr> <td></td> <td></td> </tr> <tr> <td>1</td> <td>9</td> </tr> <tr> <td></td> <td></td> </tr> <tr> <td>2</td> <td>A</td> </tr> <tr> <td></td> <td></td> </tr> <tr> <td>3</td> <td>B</td> </tr> <tr> <td></td> <td></td> </tr> <tr> <td>4</td> <td>C</td> </tr> <tr> <td></td> <td></td> </tr> <tr> <td>5</td> <td>D</td> </tr> <tr> <td></td> <td></td> </tr> <tr> <td>6</td> <td>E</td> </tr> <tr> <td></td> <td></td> </tr> <tr> <td>7</td> <td>F</td> </tr> <tr> <td></td> <td></td> </tr> </table>	0	8			1	9			2	A			3	B			4	C			5	D			6	E			7	F		
0	8																																	
																																		
1	9																																	
																																		
2	A																																	
																																		
3	B																																	
																																		
4	C																																	
																																		
5	D																																	
																																		
6	E																																	
																																		
7	F																																	
																																		
<p><b>Set Date</b></p>  <p>Enter 6 digits in <b>mmddy</b> format</p>	<p><b>Characters</b></p>  <p>Filters characters and reassigns characters to other output</p>																																	
<p><b>Set Time</b></p>  <p>Enter 4 digits in <b>hhmm</b> military time format</p>	<p><b>Shut Down Time</b></p>  <p>Scan 2 digits for minutes till shut down</p>																																	
<p><b>Memory Partitions</b></p>  <p>Scan 6 digits for file and table allocations. See manual for details.</p>	<p><b>EOF String</b></p>  <p>Scan up to 8 characters from the Full ASCII Menu. Scan <b>SET</b> when finished.</p>																																	
<p><b>Single Cycle Transmit</b></p>  <p>* 0) No 1) Yes</p>																																		

## Parameters Specific to the RS-232/422 TriCoders

<p><b>Protocol</b></p>  <p>* 0) None 1) XON / XOFF 2) ACK / NAK 3) Polled - no ACK / NAK 4) Polled with ACK / NAK 5) Host Response Accepted * 6) Host Response Ignored 7) Data Security ON * 8) Data Security OFF 9) XMODEM</p>	<p><b>Baud Rate</b></p>  <p>0) 300 1) 600 2) 1200 3) 2400 4) 4800 * 5) 9600 6) 19,200 7) 38,400</p>	<p><b>Transmission Mode</b></p>  <p>* 0) Full Duplex 1) Half Duplex 2) F45 Y Cable 3) F45A Y Cable</p>
<p><b>Data Bits</b></p>  <p>0) 7 bits * 1) 8 bits</p>	<p><b>Stop Bits</b></p>  <p>* 0) 1 bit 1) 2 bits</p>	<p><b>Host Response Delay</b></p>  <p>Scan up to 24 characters from the Full ASCII Menu. Scan <b>SET</b> when finished.</p>
<p><b>Parity</b></p>  <p>* 0) None 1) Even 2) Odd</p>	<p><b>Dialing String</b></p>  <p>Scan up to 24 characters from the Full ASCII Menu. Scan <b>SET</b> when finished.</p>	