

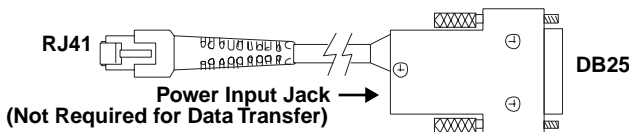


# 3115 Communications/ Charger Adapter

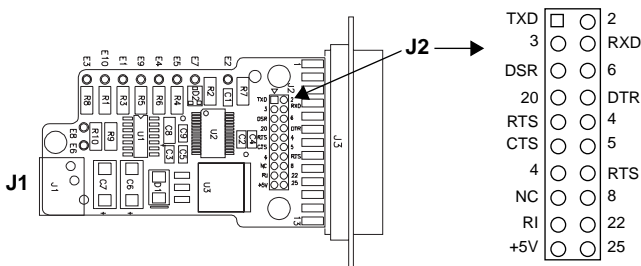
The 3115 Communications/Charger Adapter (CCA) facilitates communication between a Series 3100 terminal and a host when a cradle is not available, and provides power directly to a terminal from a wall-mounted power supply for battery charging and flash EPROM programming.

The 3115 CCA is shipped set for RS-232 communications with a PC (full duplex null modem). To use the CCA with a modem or printer, customize the communications settings as follows:

1. Remove the three screws from the DB25 shell (shown below) and remove the shell.



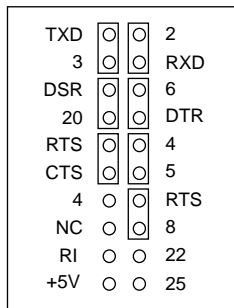
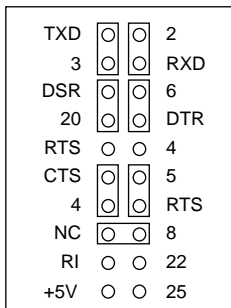
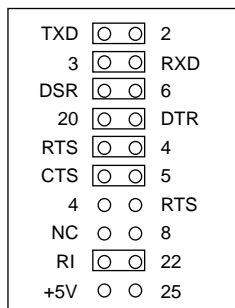
2. Install the jumpers on J2 (shown below) for the communications option, according to the diagrams on the following page.



## Installation Instructions

**Straight (Modem)**      **RTS/CTS (Printer, or PC for RTS/CTS Flow Control)**

**Full Duplex (PC, Default)**



3. Replace the shell and secure using the three screws.

To connect the CCA to a PC or printer, plug the 10-pin RJ41 connector into the base of a Series 3100 terminal, and plug the DB25 connector into the host's communications port.

To connect the CCA to a modem, insert a female-to-male gender changer on the female DB25 connector before plugging the connector into the modem.

To provide power directly to a Series 3100 terminal, plug the connector from the 15V unregulated power supply, P/N 55915-00-00 (US, 115V) or P/N 60507-00-00 (International, 230V), into the power input jack, J1, on the CCA, and the power supply into a wall socket.

NiCad batteries require from 12 to 16 hours to recharge fully. The terminal can be used during charging.

Note: Alkaline batteries cannot be charged in the terminal.

