

MS-2 CCD READER



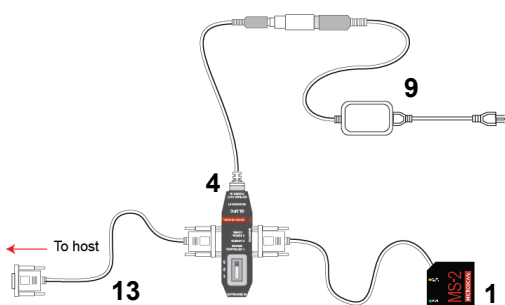
CONFIGURATION GUIDE

Hardware Required

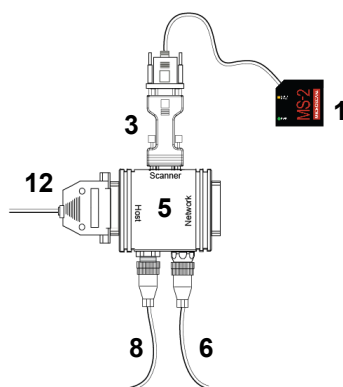
Item	Description	Part Number
1	MS-2 CCD Reader	FIS-0002-000XG
2	MS-Connect 210 Connectivity Box	FIS-0210-000XG
3	IC-332 Voltage Converter (to 10-28V)	FIS-0001-0035G
4	IB-3PC Interface	FIS-0001-0030G
5	IB-131 Interface Box	99-000018-01
6	Object Detector (Photo Sensor, Visible, NPN, Dark On)	99-000017-01
7	Object Detector (Photo Sensor, Visible, NPN, Light On)	99-000017-02
8	Power Supply (90-264 VAC, 24VDC, USA/Euro plug)	97-100004-15
9	Power Supply (90-264 VAC, +5VDC)	97-000002-02
10	Host Cable (MS-Connect 210 to Host, User-stripped to 9-pin)	61-000105-01
11	Reader Cable (Reader to MS-Connect 210, 6')	61-000127-01
12	Communication Cable (IB-131 to Host, 6')	61-300026-03
13	Communication Cable (IB-3PC to Host, 6 ft.)	61-000010-02

Configurations

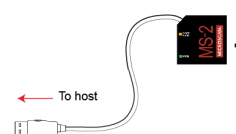
Standalone (5V)



Standalone (10-28V)

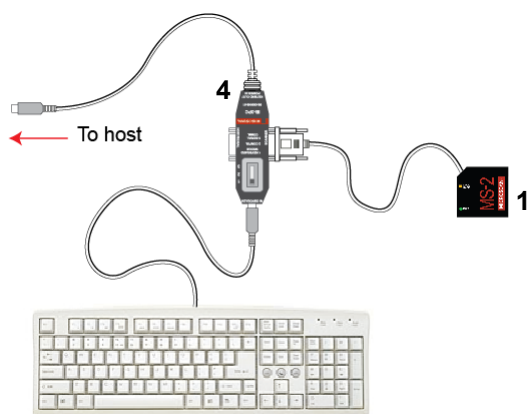


USB (5V)

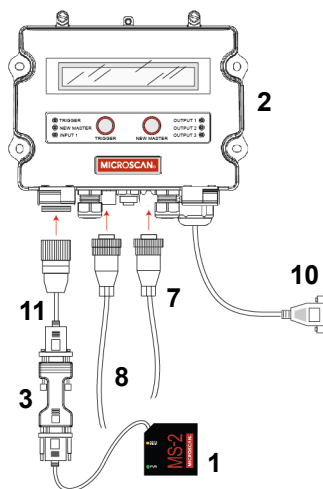


Important: USB models support USB 1.1 Keyboard Mode only. Virtual COM serial emulation is not supported.

Keyboard Wedge (5V)



Standalone with MS-Connect 210 (10-28V)



MS-2 Accessories

MS-2 Accessories

Communication and I/O Devices and Cables		
IB-3PC Interface	FIS-0001-0030G	Allows the reader to operate in keyboard wedge or serial interconnect.
IC-332 Adapter	FIS-0001-0035G	Connects the reader to an IB-131 interface device. Provides 5VDC power and optoisolation for the reader.
MS-Connect 210	FIS-0210-000XG	Connectivity box
MS-Connect 5100	FIS-5100-0001G	Multidrop concentrator
DN120 Protocol Box	20-500013-01	Functions as a serial gateway that converts the RS-232 signal to DeviceNet protocol.
Object Detector	99-000017-01	Photo Sensor, Visible, NPN, Dark On
Object Detector	99-000017-02	Photo Sensor, Visible, NPN, Light On
IB-131 Interface	99-000018-01	Allows readers to be connected in a daisy chain.
Communication Cable	61-000010-02	DB9 Socket to DB9 Socket, 6' (1829 mm)
Host Cable	61-000105-01	MS-Connect 210 to Host, User-stripped to 9-pin
MS-Connect 5100 Programming Cable	61-000112-01	USB, Standard Type A to Type B, 6' (1829 mm)
MS-Connect 5100 Concentrator Cable	61-000113-01	25-pin to RJ45, 10' (3048 mm), gender changer
Reader Cable	61-000127-01	Reader to MS-Connect 210, 6' (1829 mm)
Daisy Chain Cable	61-100029-03	IB-131 to IB-131, 1' (304 mm)
Multidrop Cable	61-100030-03	IB-131 to IB-131, 10' (3048 mm)
Communication Cable	61-300026-03	DB25 Plug to DB9 Socket, 6' (1829 mm)
Power Supply		
Power Supply (5V configuration)	97-000002-02	90-264 VAC, +5VDC
Power Supply (10-28V configuration)	97-100004-15	90-264 VAC, 24VDC, USA/Euro plug
Mounting Options		
Mounting Arm Kit	98-000048-01	An adjustable mounting arm with ball and socket connections that allow the arm to be positioned in almost any orientation.
Extension Joint Kit	98-000053-01 (4") 98-000053-02 (3")	Allows the mounting arm to be extended. Kits include extension joint and mounting arm.
Base Plate Kit	98-000054-01	Plate for desktop presentation, 6" x 6" (152.4 mm x 152.4 mm).
Through-Hole Mount Bracket	98-000057-01	Allows the reader to be mounted to various surfaces.
Side Mount Bracket	98-000060-01	Allows the reader to be mounted at a 90° angle.
Documentation		
Microscan Tools Drive	37-000010-01	User Manuals, Quick Start Guides, Configuration Guides, links to other documents on Microscan website

Note: Additional accessories are available in the Microscan Product Pricing Catalog.