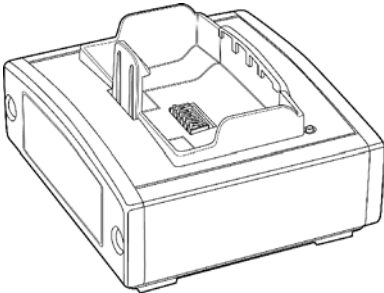




**Intermec**



Quick Start Guide



**700 Color  
Mobile Computer  
Single Battery Pack  
Charger (AC15)**



The Model AC15, 700C Battery Charger is suitable for use only with Intermec battery pack model # 318-013-004. Use of any other battery pack may present risk of fire or explosion hazard.

**French:**

Le modèle de chargeur de batterie 700C peut être utilisé avec les numéros de référence de bloc de batterie Intermec suivants, 318-013-004. L'utilisation de tout autre bloc de batterie présente un risque d'incendie ou d'explosion.

**German:**

Das Batterieladegerät Modell 700C ist nur zum Laden der Intermec Batteriesätze mit den Teilenummern 318-013-004 geeignet. Bei Verwendung eines anderen Batteriesatzes besteht Brand- oder Explosionsgefahr.

**Spanish:**

El Cargador de batería Modelo 700C debe ser utilizado solo con los paquetes de batería Intermec N/P 318-013-004. El uso de cualquier otro paquete de batería puede ocasionar riesgos de incendio o explosión.

## Power Usage

Each charger power supply uses approximately 150 mA of current when used in a 120 V outlet.

## Instructions

Insert battery pack into charging compartment. A complete charge takes up to four hours.

Charging status LED indicates:

Off = no wall power to charger.

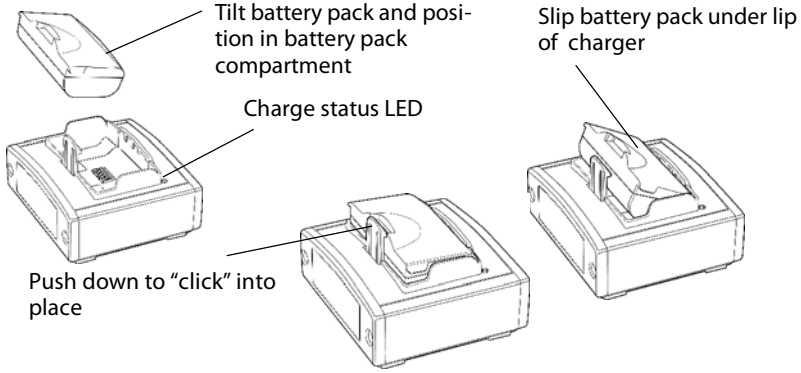
Red = charging

Green = charge complete

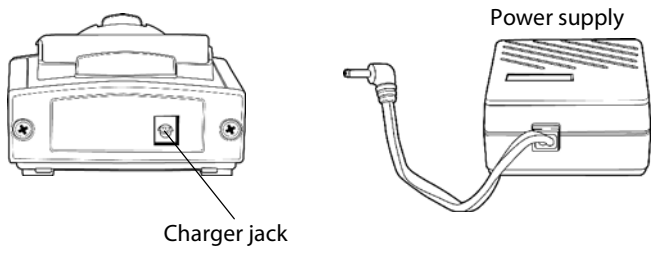
Yellow = pack may not be installed in compartment properly, remove and reinstall.

pack may be bad. If on charger for five hours and LED goes from solid red to yellow, the pack is bad, replace pack.

Battery Pack *Must* Go In As Illustrated



Connect Power Supply to Charger and charge pack for four hours





**Worldwide Headquarters**

6001 36th Avenue West  
Everett, Washington 98203  
U.S.A.

**tel** 425.348.2600

**fax** 425.355.9551

[www.intermec.com](http://www.intermec.com)

© 2002-2006 by Intermec Technologies Corporation. All rights reserved.

700 Color Single Battery Charger Quick Start Guide



P/N 962-000-035B