



DLC6000 SERIES CCD READERS

QUICK REFERENCE

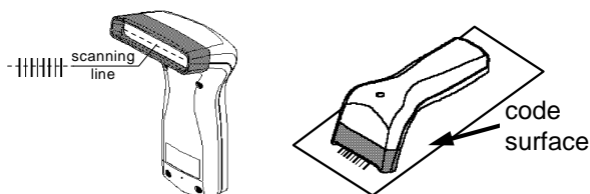
INSTALLAZIONE RAPIDA

INSTALLATION RAPIDE

SCHNELLINSTALLATION



USING DLC6000 CCD READERS



UK

DLC6000 CCD READERS automatically scan barcodes **on contact**. Some models have a trigger which must be pressed to read a code. Code scanning is performed along an imaginary line passing across the reading window. This imaginary line must pass through the entire code.

Successful scanning is obtained by keeping the handle of the reader parallel with respect to the code surface, see the figure above.

I

I lettori CCD DLC6000 leggono i codici a barre automaticamente e **a contatto**. I modelli dotati di pulsante richiedono la sua attivazione per effettuare la lettura. La finestra anteriore proietta una linea luminosa che deve attraversare l'intero codice.

Le condizioni ottimali per la lettura si ottengono quando il manico del lettore viene tenuto parallelo al piano su cui si trova il codice (vedi figura).

F

Avec les douchettes DLC6000, la lecture des codes s'effectue automatiquement et **par contact**. Quelques modèles lisent les codes lorsque le poussoir dont elles sont fournies est appuyé. Le code est lit par le faisceau sortant de la fenêtre de lecture de l'appareil. Ce faisceau doit traverser le code à barres à lire de part en part.

Pour des prestations optimales tenez le manche de la douchette parallèlement au code à lire (voir la figure ci-dessus).

D

Die DLC6000 Lesegeräte lesen Strichcodes automatisch und **in Berührung**. Manche Geräte sind mit einem Knopf versehen, der gedrückt werden muß, um die Strichcodes zu lesen. Der Code wird mittels einer Lichtlinie gelesen, die das Gerät durch das Lesefenster verläßt. Diese Lichtlinie muß den gesamten Code durchqueren.

Eine optimale Lesegarantie ist gewährleistet, wenn der Benutzer den Lesergriff bzgl. der Oberfläche, auf der sich der Code befindet, parallel hält, wie im Bild oben gezeigt wird.

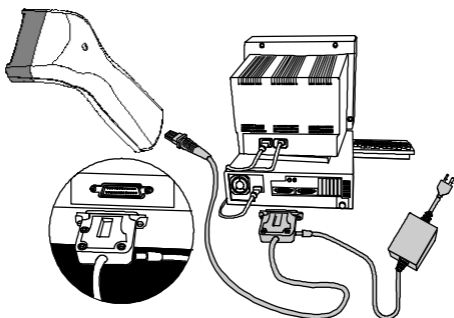
TECHNICAL FEATURES

DLC6000 SERIES

Electrical Features	DLC6065	DLC6090
Power supply	5 Vdc \pm 5%	
Consumption	120 mA max	
Sensor	CCD solid state (2048 pixels)	
Scan rate	140 scans/sec	
Reading field width	63 mm typical	80 mm typical
Max. resolution	0.1 mm, 4 mils	0.13 mm, 5 mils
PCS	min. 15% (Datalogic Test Chart)	
Reading indicators	LED, Beeper	
Environmental Features		
Working Temperature	0 °C to + 55 °C	
Storage Temperature	-20 °C to + 70 °C	
Humidity	90% non condensing	
Drop resistance	IEC 68-2-32 Test ED	
Protection Class	IP30	
Mechanical Features		
Weight (without cable)	about 160 g.	about 195 g.
Cable length	2 m	

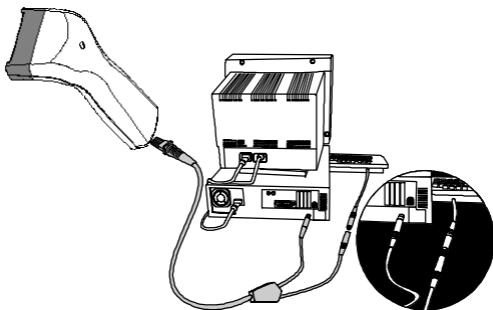
CONNECTIONS

RS232



With the RS232 cable, this accessory device is intended to be supplied by a UL Listed Direct Plug-in Power Unit marked "Class 2", rated 5 V, minimum 150 mA.

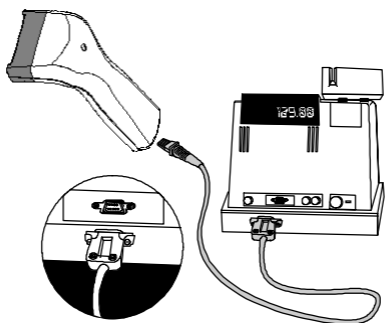
WEDGE



With the Wedge or PC Notebook cables, this accessory device is intended to be connected to a UL Listed Computer which supplies power directly to the reader.



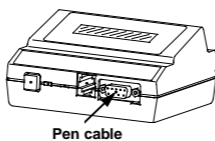
PEN EMULATION



Pen cable



Portable terminal

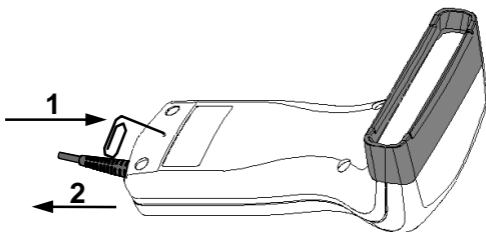


Pen cable

Multidrop network
or other
Host system

With the Pen Emulation cable, this accessory device is intended to be supplied by a UL Listed Power Unit marked "Class 2", or an LPS power source which supplies power directly to the reader.

DISCONNECTING THE CABLE



1 DEFAULT

UK Read the RESTORE DEFAULT.

I Leggere il codice che ripristina i default.

F Lecture du code de configuration par défaut.

D Lesen Sie den Restore Default Code, um die Werkseinstellung wieder herzustellen.

RESTORE DEFAULT



RS232 DEFAULT SETTINGS

9600 baud, no parity, 8 data bits, 1 stop bit, no handshaking, ack/nack disabled, fifo enabled, delay disabled, rx timeout 5 sec., serial trigger lock disabled;

DATA FORMAT: code identifier disabled, *no header*, terminator = CR-LF

WEDGE DEFAULT SETTINGS

USA keyboard, caps lock off, delays disabled, control character emulation = ctrl+shift+key;

DATA FORMAT: code identifier disabled, *no header*, terminator = ENTER

PEN EMULATION DEFAULT SETTINGS

interpret mode, conversion to code 39 disabled, output level normal, idle level normal, minimum output pulse 600 μ s, overflow medium

POWER SAVE

standby enabled (button/trigger versions only), Illuminator off before beep

READING PARAMETERS

trigger type = hardware, trigger signal = level, no timeout, Flash On = 1 sec, Flash Off = .6 sec, one read per cycle, safety time .5 sec, beeper intensity high, tone 2, factory software focus level

DECODING PARAMETERS

ink spread enabled, overflow control enabled, interdigit control enabled, decoding safety = one read

CODE SELECTION

enabled codes

- EAN 8 / EAN 13 / UPC A / UPC E without ADD ON check digit transmitted, no conversions
- Interleaved 2/5
check digit control and transmission, variable length code; 4-99 characters
- Standard Code 39
no check digit control, variable length code; 1-99 characters
- Code 128


disabled codes

EAN 128, Code 93, Codabar, pharmaceutical codes

2 READER CONFIGURATION

- UK** Read the interface selection code for your application.
- I** Leggere il codice per la selezione dell'interfaccia relativo al modo di comunicazione desiderato.
- F** Lecture du code "Interface" correspondant à votre modèle.
- D** Lesen Sie denjenigen Schnittstellen-Code, der Ihrem gewünschten Kommunikationsmodus entspricht.

RS232



PEN



WEDGE

IBM AT or PS/2 PCs



IBM XT



PC Notebook



IBM SURE1



WEDGE (continued)

IBM Terminal 3153



IBM Terminals 31xx, 32xx, 34xx, 37xx:

- UK** To select the interface for these IBM Terminals, read the correct KEY TRANSMISSION code. Select the KEYBOARD TYPE if necessary (default = advanced keyboard).
- I** Per selezionare l'interfaccia per i terminali IBM, leggere il codice Key Transmission appropriato e, se necessario, il codice Keyboard Type (default = advanced keyboard).
- F** Pour selectionner l'interface pour des terminaux IBM, lire le code de transmission du clavier (Key Transmission Code) et, si nécessaire, aussi le code correspondant à votre clavier (Keyboard Type Code) (défaut = advanced keyboard).
- D** Um die Schnittstelle für IBM Terminals einzustellen, lesen Sie den entsprechenden Key Transmission Code und falls nötig den Keyboard Type Code (Werkseinstellung = advanced keyboard).

KEY TRANSMISSION

make-only keyboard



make-break keyboard



KEYBOARD TYPE

advanced keyboard



typewriter keyboard



WEDGE KEYBOARD NATIONALITY

UK Wedge users should select one of the following WEDGE KEYBOARD NATIONALITY codes.

I Quando è selezionata l'interfaccia Wedge, leggere uno dei seguenti codici per impostare la nazionalità della tastiera.

F Pour l'interface Wedge, lire l'un des codes suivants pour sélectionner la nationalité du clavier.

D Für den Betrieb mit einer Wedge-Schnittstelle lesen Sie einen der folgenden Codes, um die Tastaturnationalität einzustellen.

English



Deutsch



Svenskt



Français



Italiano



USA



Español



Belge



UK YOUR READER IS NOW READY TO READ BARCODES.

To change the defaults, see the Hand-Held Devices Software Configuration Manual, part number **90ACC1854**.

I IL LETTORE È PRONTO A LEGGERE I CODICI.

Per cambiare i parametri di default, fare riferimento al manuale "Hand-Held Devices Software Configuration Manual", n. d'ordine **90ACC1854**.

F VOTRE LECTEUR EST DÉSORMAIS PRÊT A L'EMPLOI POUR LA LECTURE DE CODES.

Pour changer les paramètres voir le manuel "Hand-Held Devices Software Configuration Manual" numéro d'ordre **90ACC1854**.

D DAS LESEGERÄT IST JETZT BEREIT CODES ZU LESEN.

Um die Werkseinstellungsparameter zu ändern, schlagen Sie im Handbuch "Hand-Held Devices Software Configuration Manual" nach, Bestellnummer **90ACC1854**.

3 OPERATING TEST

UK Read the TEST codes below.

I Leggere i codici di test.

F Lire les codes tests.

D Lesen Sie die Test-Coden.

EAN-8



EAN-13



Code 39 (Normal)



Code 128



Interleaved 2 of 5



STANDBY

ONLY readers with button/trigger

- UK** Setting the Standby parameter allows you to optimize the reader for low power consumption or reading speed.

SOLO per lettori con pulsante

- I** Il parametro Standby consente di ottimizzare il risparmio energetico o la velocità di lettura.

SEULEMENT pour douchettes avec bouton

- F** Le paramètre "Standby" permet d'optimiser la consommation d'énergie ou bien la vitesse de lecture.

NUR für Pistolen mit Knopf

- D** Bei der Einstellung des Parameters Standby wird der Leser entweder für niedrigen Stromverbrauch oder für Lesegeschwindigkeit optimiert.

enable



optimize for low power consumption

disable



optimize for reading speed

WARRANTY

UK Datalogic warrants this product against defects in workmanship and materials, for a period of 24 months from the date of shipment, provided that the product is operated under normal and proper conditions.

Datalogic has the faculty to repair or replace the product, these provisions do not prolong the original warranty term.

The warranty does not apply to any product that has been subject to misuse, accidental damage, unauthorized repair or tampering.

I Datalogic garantisce questo prodotto contro difetti di fabbricazione e di materiali per 24 mesi dalla data di consegna, a condizione che il prodotto sia utilizzato come previsto.

Datalogic si riserva la facoltà di riparare o sostituire il prodotto. Quanto sopra non prolunga la garanzia originale.

La garanzia non si applica a prodotti utilizzati in modo non corretto, danneggiati accidentalmente, sottoposti a riparazioni non autorizzate o manomessi.

F Datalogic garantit ce produit de tout défaut de fabrication ou des matériels pendant 24 mois de la date de livraison, à condition que le produit soit utilisé correctement.

Datalogic a la faculté de réparer ou de remplacer ce produit. Ces mesures ne prolongeront pas l'échéance de la garantie.

La garantie ne s'applique pas aux produits qui ont été utilisés de façon incorrecte, accidentellement endommagés, soumis à des réparations non autorisées ou gâchés.

D Datalogic gibt für dieses Produkt eine Garantie von 2 Jahren auf Herstellungs- und Materialfehler ab Versandsdatum, falls das Produkt unter normalen und angemessenen Bedingungen verwendet wurde.

Datalogic behaltet sich vor, das Produkt entweder zu reparieren oder zu ersetzen, was aber den originalen Garantetermin nicht verlängert.

Die Garantie ist nicht gültig, falls das Produkt falsch angewandt, zufällig beschädigt, unberechtigt repariert oder verändert wird.

PATENTS

This product is licensed under one or more of the following U.S. patents:

4,282,425; 4,570,057; 4,766,300; 4,894,523; 5,021,642;
5,038,024; 5,081,343; 5,095,197; 5,144,119; 5,144,121;
5,182,441; 5,187,355; 5,187,356; 5,218,191; 5,233,172;
5,258,606 and /or 5,288,985

This product is covered by one or more of the following patents and patent applications:

US 5,917,176; US 5,992,740; US 6,010,073;
US pat. Appl. 99US-320.643; US pat. Appl. 99US-362.988;
US pat. Appl. 98US-126.606; EP pat. Appl. 00EP-830.127;
EP pat. Appl. 00EP-830.122; EP pat. Appl. 98EP-830.336;
EP pat. Appl. 98EP-830.611; EP pat. Appl. 97EP-200.317;
EP pat. Appl. 97EP-830.408; EP pat. Appl. 96EP-830.473;
EP pat. Appl. 96EP-830.660; EP pat. Appl. 96EP-830.439

FCC COMPLIANCE

This device complies with PART 15 of the FCC Rules. Operation is subject to the following two conditions: (1) This device may not cause harmful interference, and (2) this device must accept any interference received, including interference which may cause undesired operation.

This equipment has been tested and found to comply with the limits for a Class A digital device, pursuant to part 15 of the FCC Rules. These limits are designed to provide reasonable protection against harmful interference when the equipment is operated in a commercial environment. This equipment generates, uses, and can radiate radio frequency energy and, if not installed and used in accordance with the instruction manual, may cause harmful interference to radio communications. Operation of this equipment in a residential area is likely to cause harmful interference in which case the user will be required to correct the interference at his own expense.



dichiara che
declares that the
déclare que le
bescheinigt, daß das Gerät
declare que el

DLC60XX-X Touch Reader

e tutti i suoi modelli
and all its models
et tous ses modèles
und seine modelle
y todos sus modelos

sono conformi alle Direttive del Consiglio Europeo sottoelencate:
are in conformity with the requirements of the European Council Directives listed below:
sont conformes aux spécifications des Directives de l'Union Européenne ci-dessous:
den nachstehenden angeführten Direktiven des Europäischen Rats:
cumple con los requisitos de las Directivas del Consejo Europeo, según la lista siguiente:

89/336/EEC EMC Directive	e	92/31/EEC, 93/68/EEC	emendamenti successivi
	and		further amendments
	et		ses successifs amendements
	und		späteren Abänderungen
	y		sucesivas enmiendas

Basate sulle legislazioni degli Stati membri in relazione alla compatibilità elettromagnetica ed alla sicurezza dei prodotti.

On the approximation of the laws of Member States relating to electromagnetic compatibility and product safety.

Basée sur la législation des Etats membres relative à la compatibilité électromagnétique et à la sécurité des produits.

Über die Annäherung der Gesetze der Mitgliedsstaaten in bezug auf elektromagnetische Verträglichkeit und Produktsicherheit entsprechen.

Basado en la aproximación de las leyes de los Países Miembros respecto a la compatibilidad electromagnética y las Medidas de seguridad relativas al producto.

Questa dichiarazione è basata sulla conformità dei prodotti alle norme seguenti:
This declaration is based upon compliance of the products to the following standards:
Cette déclaration repose sur la conformité des produits aux normes suivantes:
Diese Erklärung basiert darauf, daß das Produkt den folgenden Normen entspricht:
Esta declaración se basa en el cumplimiento de los productos con las siguientes normas:

EN 55022, August 1994:

LIMITS AND METHODS OF MEASUREMENTS OF
RADIO DISTURBANCE CHARACTERISTICS OF
INFORMATION TECHNOLOGY EQUIPMENT (ITE)

EN 55024, September 1998:

INFORMATION TECHNOLOGY EQUIPMENT.
IMMUNITY CHARACTERISTICS. LIMITS AND
METHODS OF MEASUREMENTS

Lippo di Calderara, 18/05/2001

Ruggero Cacioppo

Quality Assurance Supervisor